

Local Market Update – December 2019

A RESEARCH TOOL PROVIDED BY THE COLUMBUS REALTORS®
BASED ON RESIDENTIAL LISTING DATA ONLY



Washington Court House City School District

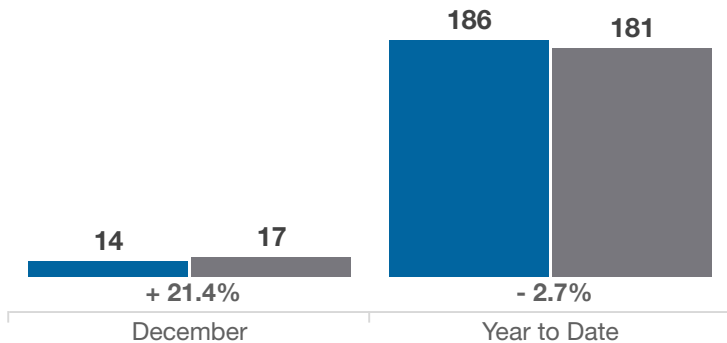
Fayette County

Key Metrics	December			Year to Date		
	2018	2019	% Change	Thru 12-2018	Thru 12-2019	% Change
Closed Sales	14	17	+ 21.4%	186	181	- 2.7%
In Contracts	11	13	+ 18.2%	186	185	- 0.5%
Average Sales Price*	\$135,592	\$121,341	- 10.5%	\$111,657	\$125,122	+ 12.1%
Median Sales Price*	\$115,500	\$120,000	+ 3.9%	\$102,000	\$114,950	+ 12.7%
Average Price Per Square Foot*	\$77.72	\$84.44	+ 8.6%	\$71.27	\$76.27	+ 7.0%
Percent of Original List Price Received*	92.1%	96.1%	+ 4.3%	93.7%	94.3%	+ 0.6%
Percent of Last List Price Received*	97.3%	98.0%	+ 0.7%	96.5%	96.3%	- 0.2%
Days on Market Until Sale	40	31	- 22.5%	52	40	- 23.1%
New Listings	12	8	- 33.3%	225	217	- 3.6%
Median List Price of New Listings	\$97,400	\$102,300	+ 5.0%	\$104,900	\$115,450	+ 10.1%
Median List Price at Time of Sale	\$117,950	\$124,900	+ 5.9%	\$104,900	\$114,800	+ 9.4%
Inventory of Homes for Sale	37	37	0.0%	—	—	—
Months Supply of Inventory	2.4	2.4	0.0%	—	—	—

* Does not account for sale concessions and/or downpayment assistance. | Percent changes are calculated using rounded figures and can sometimes look extreme due to small sample size.

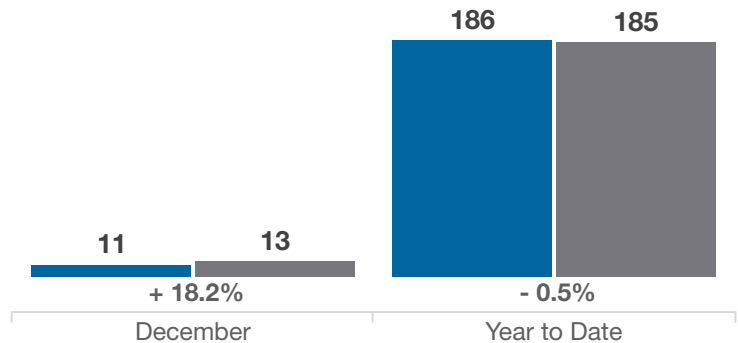
Closed Sales

■ 2018 ■ 2019



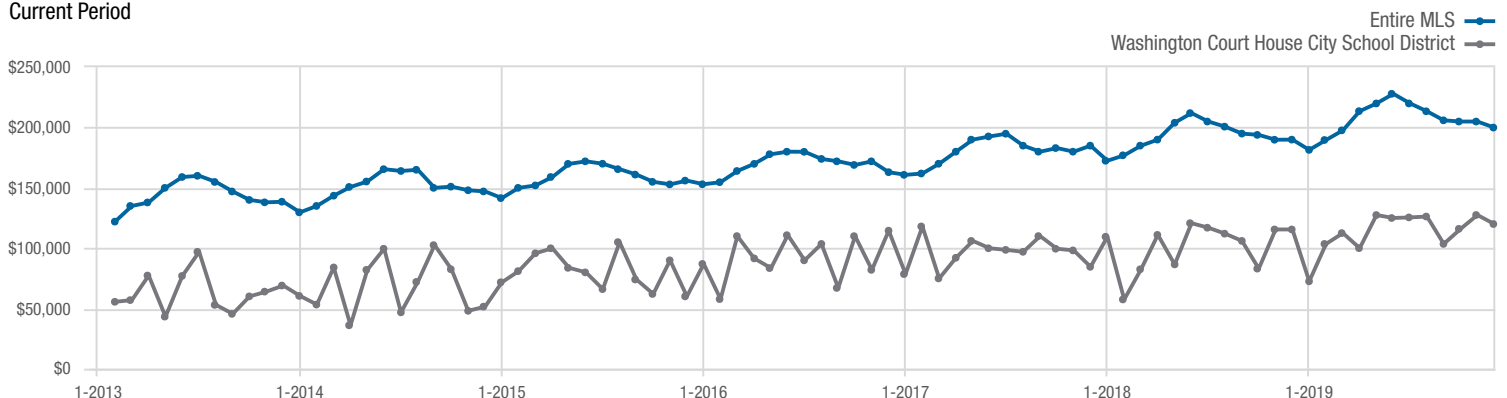
In Contracts

■ 2018 ■ 2019



Median Sales Price

Current Period



Each data point represents the median sales price in a given month.

Local Market Update – December 2019

A RESEARCH TOOL PROVIDED BY THE COLUMBUS REALTORS®
BASED ON RESIDENTIAL LISTING DATA ONLY

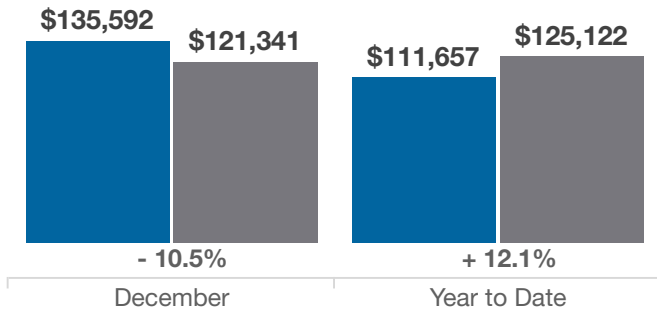


Washington Court House City School District

Fayette County

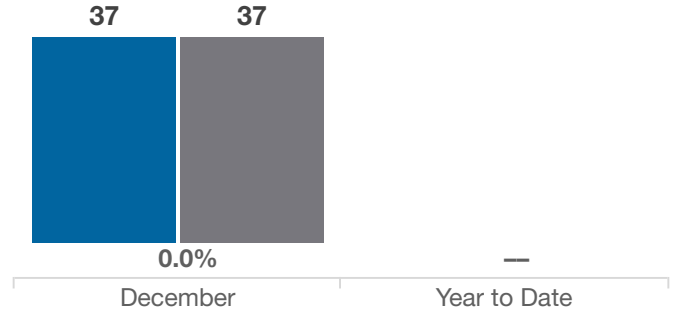
Average Sales Price

■ 2018 ■ 2019



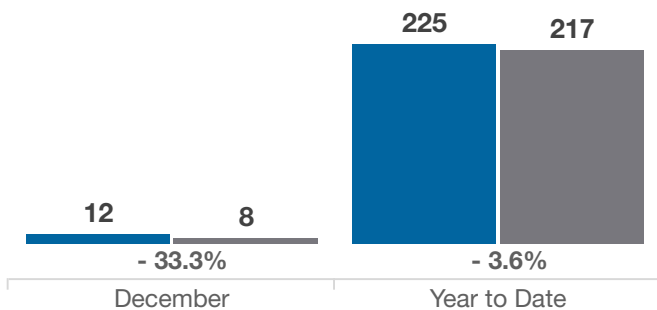
Inventory of Homes for Sale

■ 2018 ■ 2019



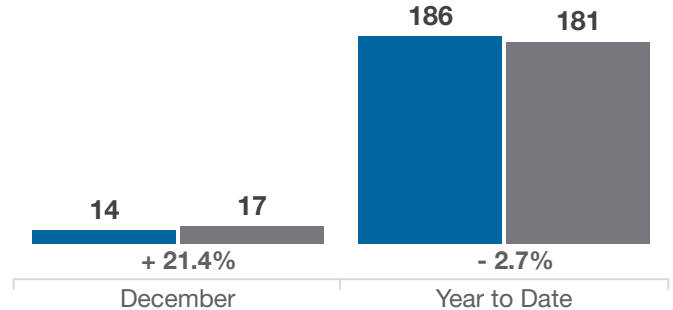
New Listings

■ 2018 ■ 2019



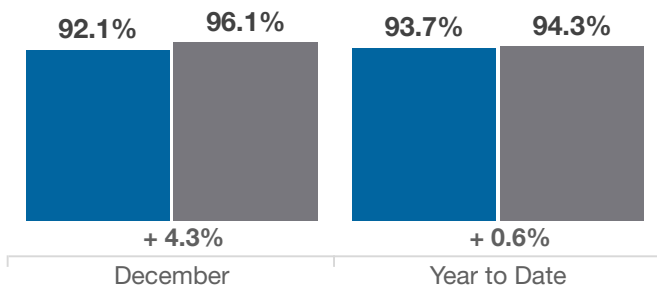
Single Family Sales

■ 2018 ■ 2019



Pct. Of Orig. List Price Received

■ 2018 ■ 2019



Condo Sales

■ 2018 ■ 2019

