

Local Market Update – April 2020

A RESEARCH TOOL PROVIDED BY THE COLUMBUS REALTORS®
BASED ON RESIDENTIAL LISTING DATA ONLY



Worthington (Corp.)

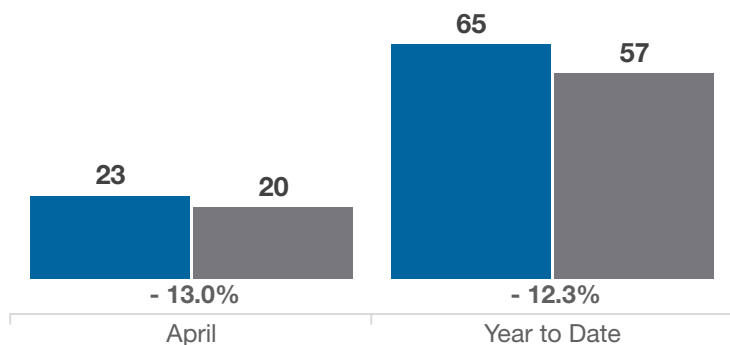
Franklin County

Key Metrics	April			Year to Date		
	2019	2020	% Change	Thru 4-2019	Thru 4-2020	% Change
Closed Sales	23	20	- 13.0%	65	57	- 12.3%
In Contracts	37	20	- 45.9%	89	67	- 24.7%
Average Sales Price*	\$329,147	\$306,717	- 6.8%	\$305,932	\$331,017	+ 8.2%
Median Sales Price*	\$315,000	\$293,750	- 6.7%	\$279,900	\$297,000	+ 6.1%
Average Price Per Square Foot*	\$190.19	\$198.18	+ 4.2%	\$173.69	\$192.33	+ 10.7%
Percent of Original List Price Received*	98.5%	100.6%	+ 2.1%	96.0%	99.8%	+ 4.0%
Percent of Last List Price Received*	99.2%	101.5%	+ 2.3%	98.0%	100.4%	+ 2.4%
Days on Market Until Sale	19	16	- 15.8%	43	17	- 60.5%
New Listings	37	22	- 40.5%	91	75	- 17.6%
Median List Price of New Listings	\$369,000	\$367,500	- 0.4%	\$349,850	\$314,500	- 10.1%
Median List Price at Time of Sale	\$320,000	\$307,000	- 4.1%	\$279,900	\$299,900	+ 7.1%
Inventory of Homes for Sale	25	17	- 32.0%	—	—	—
Months Supply of Inventory	1.1	0.9	- 18.2%	—	—	—

* Does not account for sale concessions and/or downpayment assistance. | Percent changes are calculated using rounded figures and can sometimes look extreme due to small sample size.

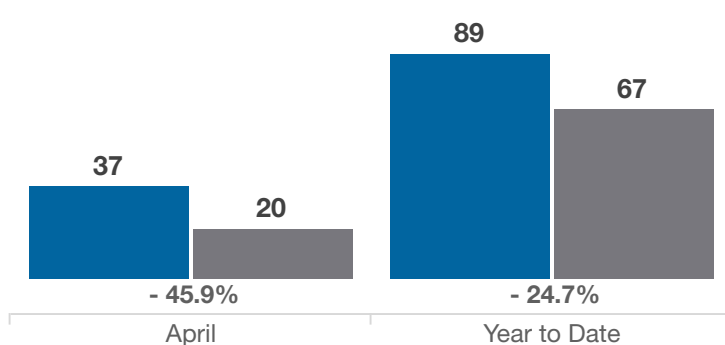
Closed Sales

■ 2019 ■ 2020



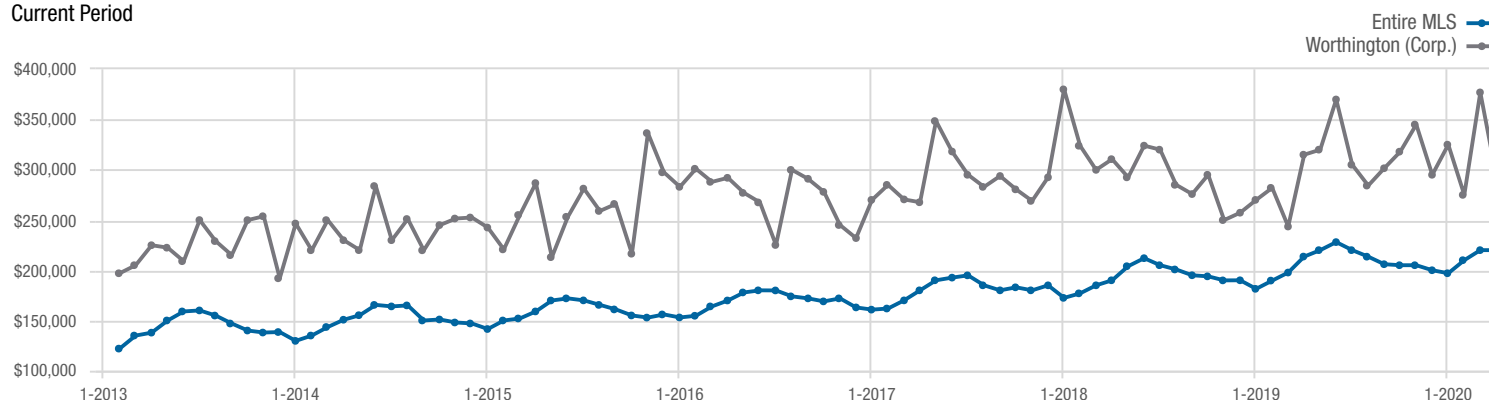
In Contracts

■ 2019 ■ 2020



Median Sales Price

Current Period



Each data point represents the median sales price in a given month.

Local Market Update – April 2020

A RESEARCH TOOL PROVIDED BY THE COLUMBUS REALTORS®
BASED ON RESIDENTIAL LISTING DATA ONLY

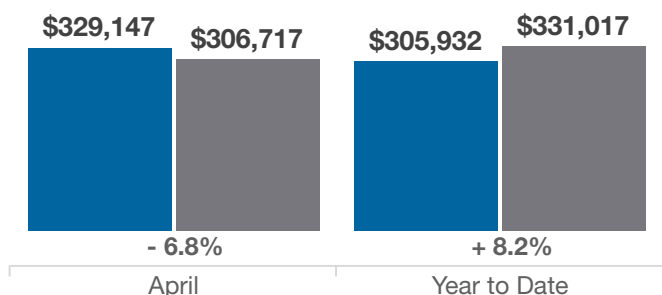


Worthington (Corp.)

Franklin County

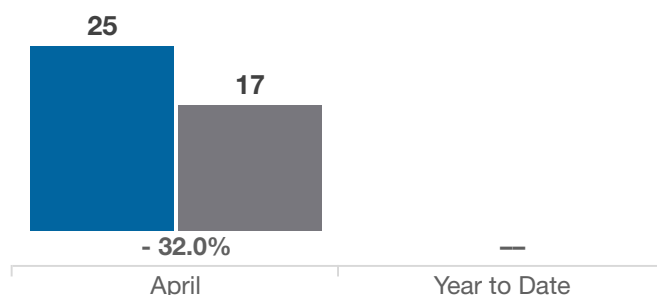
Average Sales Price

■ 2019 ■ 2020



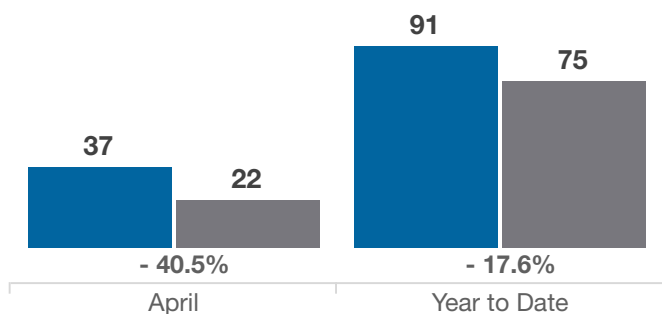
Inventory of Homes for Sale

■ 2019 ■ 2020



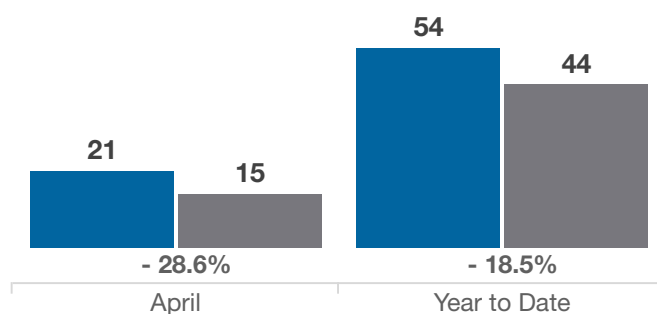
New Listings

■ 2019 ■ 2020



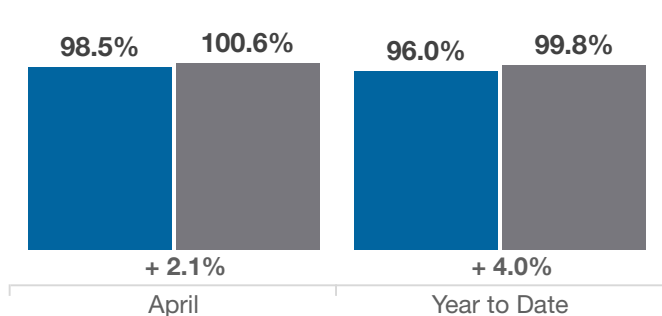
Single Family Sales

■ 2019 ■ 2020



Pct. Of Orig. List Price Received

■ 2019 ■ 2020



Condo Sales

■ 2019 ■ 2020

