

# Local Market Update – August 2020

A RESEARCH TOOL PROVIDED BY THE COLUMBUS REALTORS®  
BASED ON RESIDENTIAL LISTING DATA ONLY



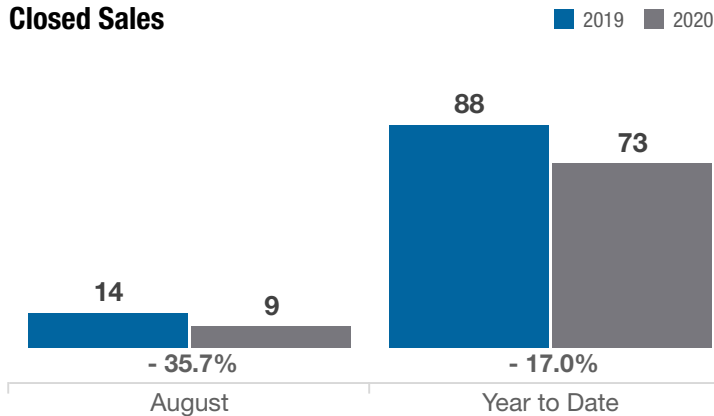
## Miami Trace Local School District

Fayette, Madison, Pickaway and Ross Counties

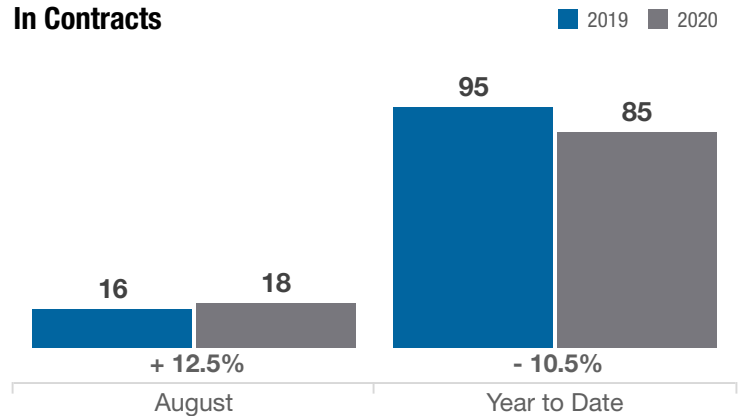
Key Metrics	August			Year to Date		
	2019	2020	% Change	Thru 8-2019	Thru 8-2020	% Change
Closed Sales	14	9	- 35.7%	88	73	- 17.0%
In Contracts	16	18	+ 12.5%	95	85	- 10.5%
Average Sales Price*	\$163,633	\$174,822	+ 6.8%	\$161,002	\$174,020	+ 8.1%
Median Sales Price*	\$162,000	\$149,900	- 7.5%	\$143,500	\$160,000	+ 11.5%
Average Price Per Square Foot*	\$96.21	\$112.44	+ 16.9%	\$91.24	\$100.79	+ 10.5%
Percent of Original List Price Received*	97.1%	101.9%	+ 4.9%	95.1%	97.5%	+ 2.5%
Percent of Last List Price Received*	98.8%	101.9%	+ 3.1%	97.7%	99.8%	+ 2.1%
Days on Market Until Sale	37	11	- 70.3%	46	32	- 30.4%
New Listings	10	20	+ 100.0%	108	91	- 15.7%
Median List Price of New Listings	\$124,900	\$192,450	+ 54.1%	\$158,250	\$185,000	+ 16.9%
Median List Price at Time of Sale	\$167,450	\$149,900	- 10.5%	\$144,900	\$167,500	+ 15.6%
Inventory of Homes for Sale	23	10	- 56.5%	—	—	—
Months Supply of Inventory	2.1	1.0	- 52.4%	—	—	—

\* Does not account for sale concessions and/or downpayment assistance. | Percent changes are calculated using rounded figures and can sometimes look extreme due to small sample size.

### Closed Sales

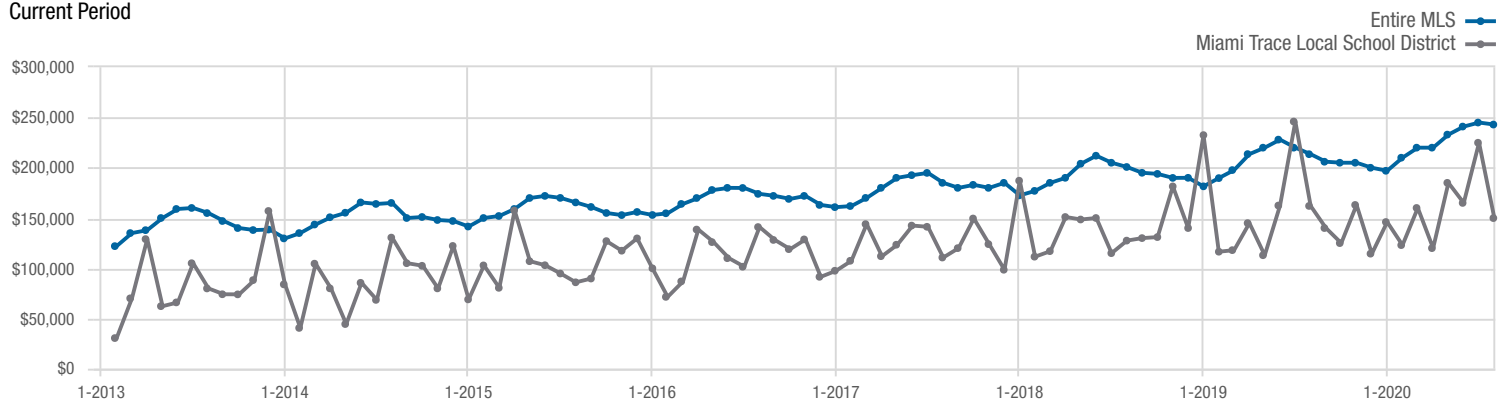


### In Contracts



### Median Sales Price

Current Period



Each data point represents the median sales price in a given month.

# Local Market Update – August 2020

A RESEARCH TOOL PROVIDED BY THE COLUMBUS REALTORS®  
BASED ON RESIDENTIAL LISTING DATA ONLY

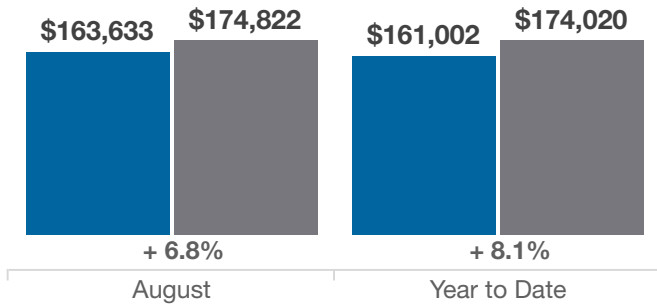


## Miami Trace Local School District

Fayette, Madison, Pickaway and Ross Counties

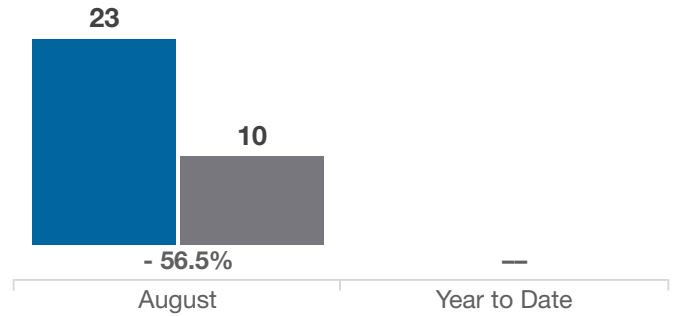
### Average Sales Price

■ 2019 ■ 2020



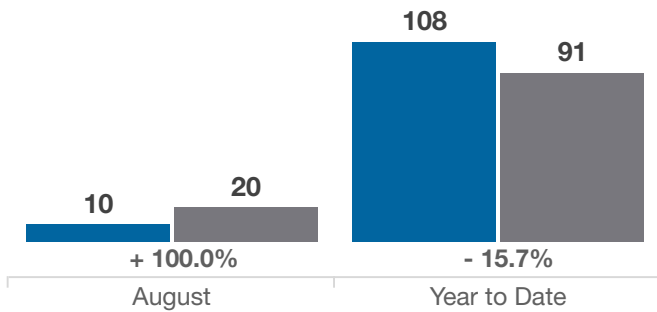
### Inventory of Homes for Sale

■ 2019 ■ 2020



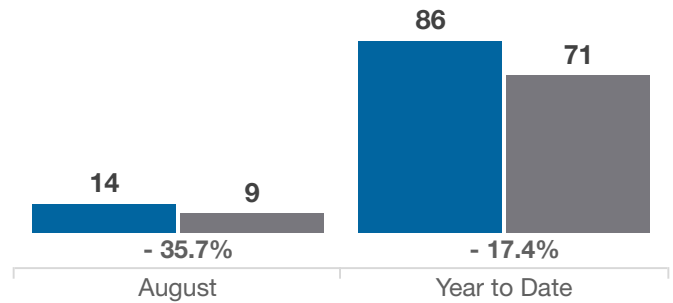
### New Listings

■ 2019 ■ 2020



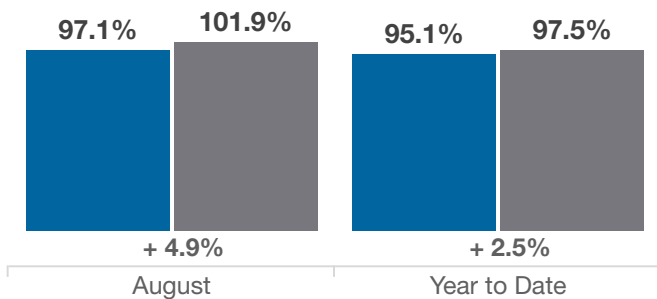
### Single Family Sales

■ 2019 ■ 2020



### Pct. Of Orig. List Price Received

■ 2019 ■ 2020



### Condo Sales

■ 2019 ■ 2020

