

Local Market Update – February 2021

A RESEARCH TOOL PROVIDED BY THE COLUMBUS REALTORS®
BASED ON RESIDENTIAL LISTING DATA ONLY



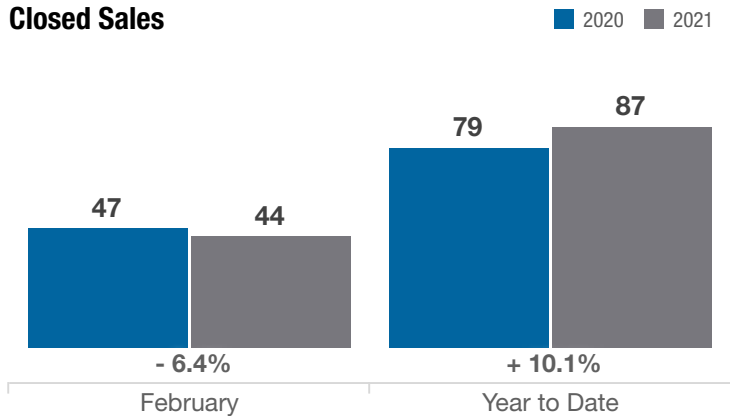
Beechwood / Clintonville

Franklin County (43214, 43202)

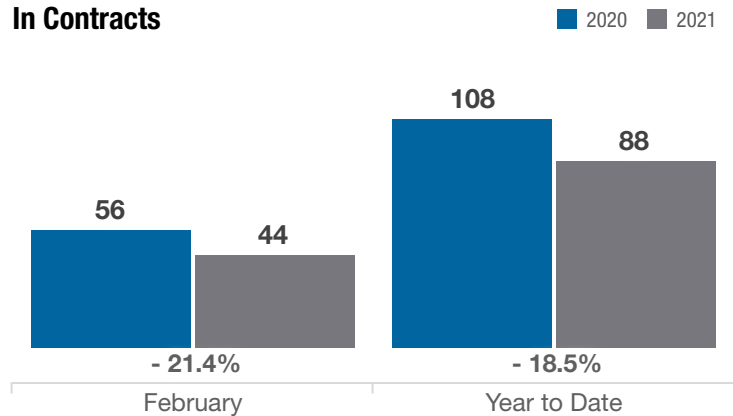
Key Metrics	February			Year to Date		
	2020	2021	% Change	Thru 2-2020	Thru 2-2021	% Change
Closed Sales	47	44	- 6.4%	79	87	+ 10.1%
In Contracts	56	44	- 21.4%	108	88	- 18.5%
Average Sales Price*	\$291,115	\$293,374	+ 0.8%	\$278,735	\$296,991	+ 6.5%
Median Sales Price*	\$279,000	\$282,750	+ 1.3%	\$265,000	\$281,000	+ 6.0%
Average Price Per Square Foot*	\$210.88	\$215.27	+ 2.1%	\$198.30	\$218.51	+ 10.2%
Percent of Original List Price Received*	95.8%	100.9%	+ 5.3%	94.9%	99.4%	+ 4.7%
Percent of Last List Price Received*	98.0%	101.7%	+ 3.8%	97.4%	100.9%	+ 3.6%
Days on Market Until Sale	46	28	- 39.1%	45	24	- 46.7%
New Listings	45	41	- 8.9%	92	76	- 17.4%
Median List Price of New Listings	\$299,900	\$309,900	+ 3.3%	\$289,900	\$314,900	+ 8.6%
Median List Price at Time of Sale	\$279,900	\$278,500	- 0.5%	\$274,500	\$281,000	+ 2.4%
Inventory of Homes for Sale	44	23	- 47.7%	—	—	—
Months Supply of Inventory	0.8	0.4	- 50.0%	—	—	—

* Does not account for sale concessions and/or downpayment assistance. | Percent changes are calculated using rounded figures and can sometimes look extreme due to small sample size.

Closed Sales

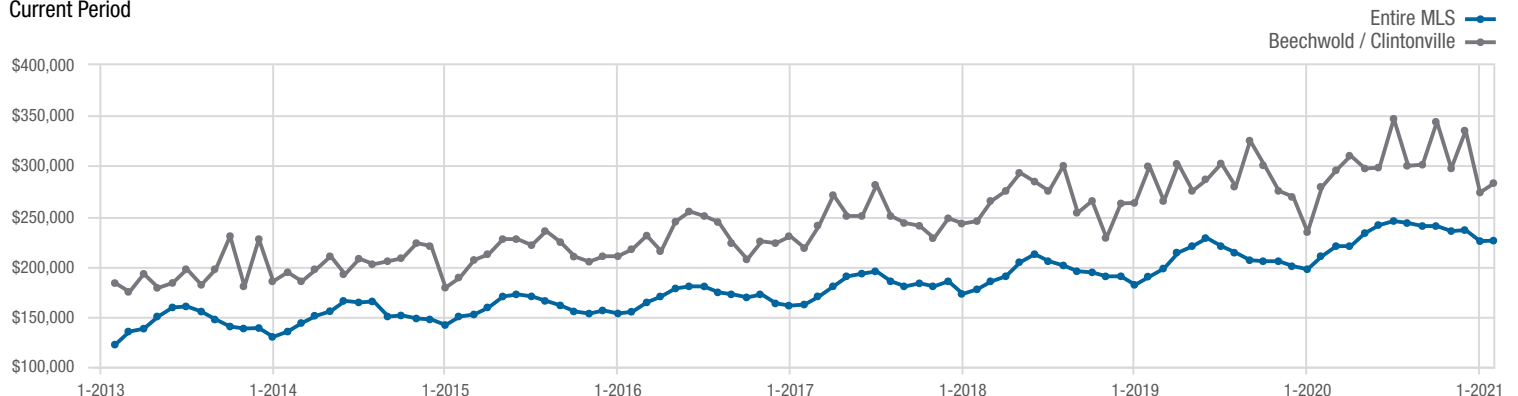


In Contracts



Median Sales Price

Current Period



Each data point represents the median sales price in a given month.

Local Market Update – February 2021

A RESEARCH TOOL PROVIDED BY THE COLUMBUS REALTORS®
BASED ON RESIDENTIAL LISTING DATA ONLY

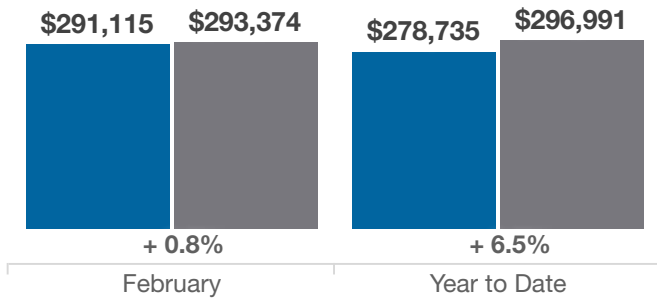


Beechwood / Clintonville

Franklin County (43214, 43202)

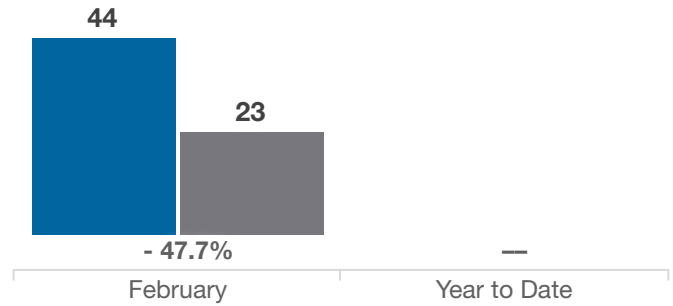
Average Sales Price

■ 2020 ■ 2021



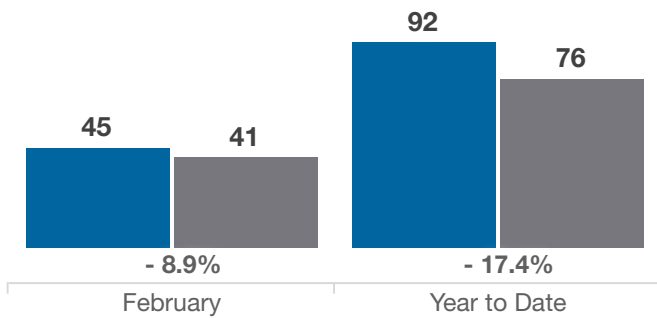
Inventory of Homes for Sale

■ 2020 ■ 2021



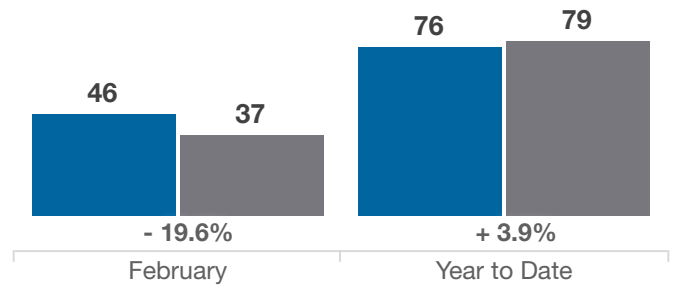
New Listings

■ 2020 ■ 2021



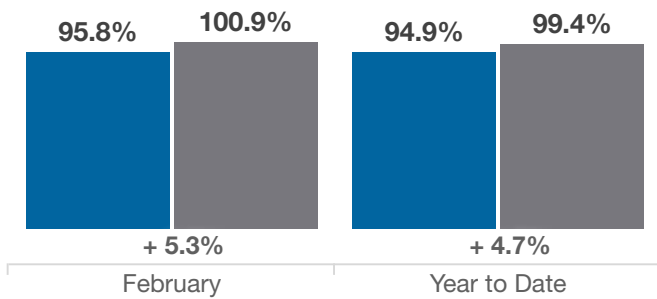
Single Family Sales

■ 2020 ■ 2021



Pct. Of Orig. List Price Received

■ 2020 ■ 2021



Condo Sales

■ 2020 ■ 2021

