

# Local Market Update – February 2021

A RESEARCH TOOL PROVIDED BY THE COLUMBUS REALTORS®  
BASED ON RESIDENTIAL LISTING DATA ONLY



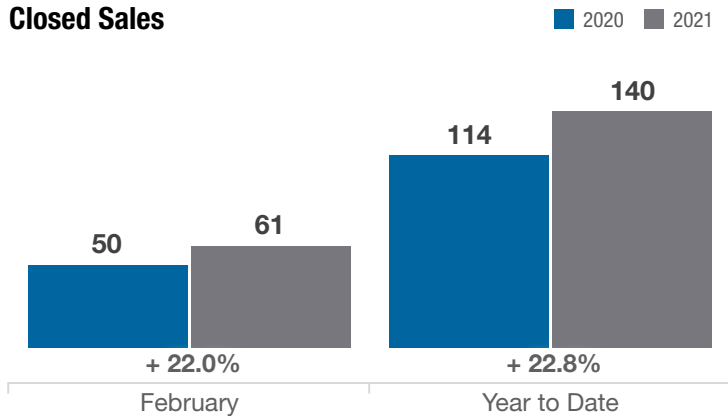
## Dublin City School District

Franklin, Delaware and Union Counties

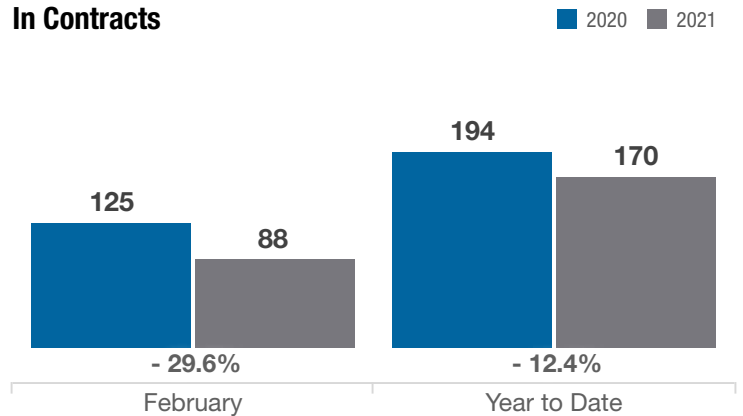
Key Metrics	February			Year to Date		
	2020	2021	% Change	Thru 2-2020	Thru 2-2021	% Change
Closed Sales	50	61	+ 22.0%	114	140	+ 22.8%
In Contracts	125	88	- 29.6%	194	170	- 12.4%
Average Sales Price*	\$354,956	\$432,777	+ 21.9%	\$345,267	\$402,758	+ 16.7%
Median Sales Price*	\$303,450	\$360,000	+ 18.6%	\$306,000	\$332,500	+ 8.7%
Average Price Per Square Foot*	\$148.16	\$178.40	+ 20.4%	\$150.55	\$177.16	+ 17.7%
Percent of Original List Price Received*	96.8%	99.3%	+ 2.6%	96.6%	99.1%	+ 2.6%
Percent of Last List Price Received*	97.6%	100.4%	+ 2.9%	97.4%	100.1%	+ 2.8%
Days on Market Until Sale	59	31	- 47.5%	52	29	- 44.2%
New Listings	101	73	- 27.7%	180	141	- 21.7%
Median List Price of New Listings	\$427,500	\$414,500	- 3.0%	\$426,250	\$399,900	- 6.2%
Median List Price at Time of Sale	\$309,450	\$350,000	+ 13.1%	\$317,000	\$322,500	+ 1.7%
Inventory of Homes for Sale	135	67	- 50.4%	—	—	—
Months Supply of Inventory	1.2	0.6	- 50.0%	—	—	—

\* Does not account for sale concessions and/or downpayment assistance. | Percent changes are calculated using rounded figures and can sometimes look extreme due to small sample size.

### Closed Sales

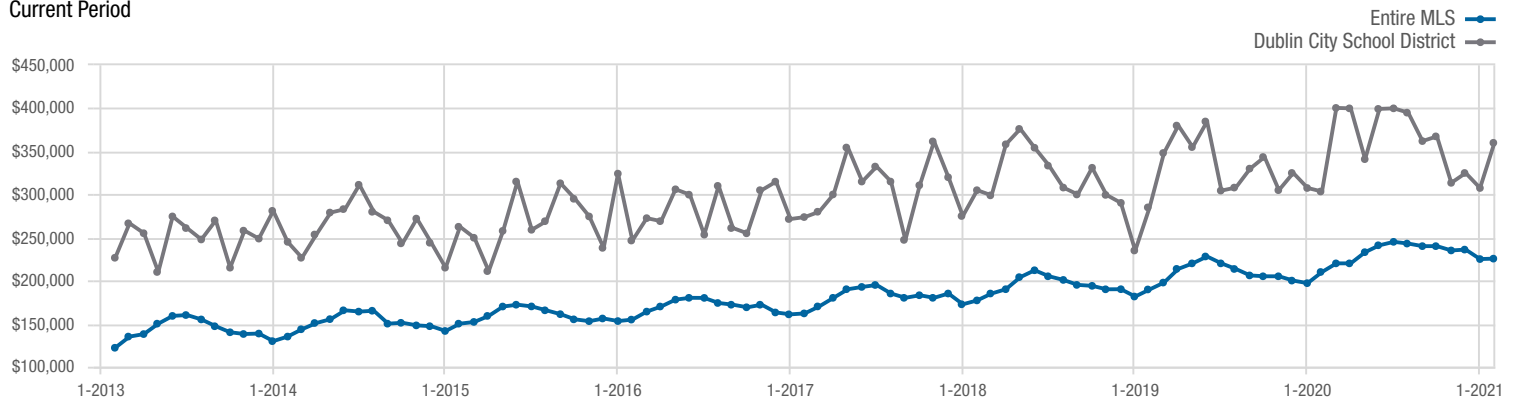


### In Contracts



### Median Sales Price

Current Period



Each data point represents the median sales price in a given month.

# Local Market Update – February 2021

A RESEARCH TOOL PROVIDED BY THE COLUMBUS REALTORS®  
BASED ON RESIDENTIAL LISTING DATA ONLY

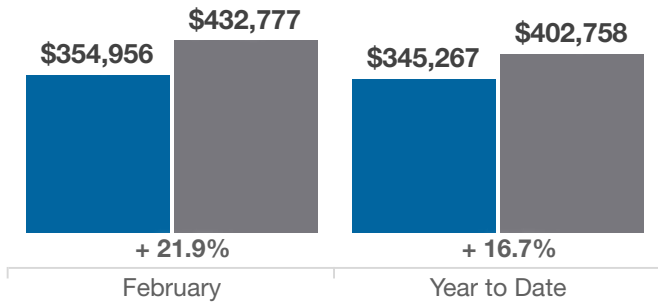


## Dublin City School District

Franklin, Delaware and Union Counties

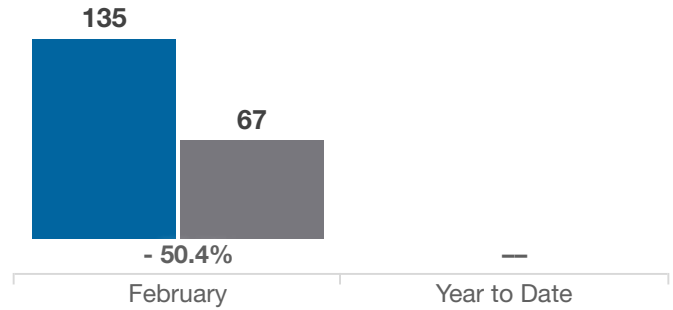
### Average Sales Price

■ 2020 ■ 2021



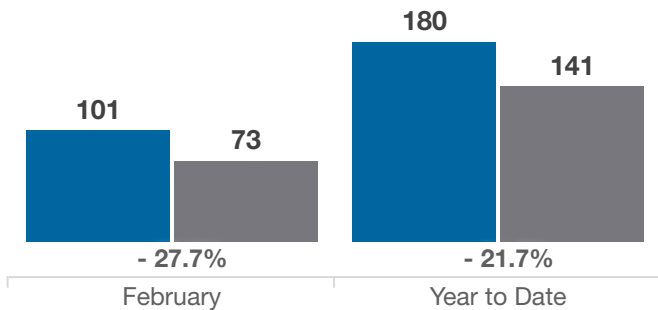
### Inventory of Homes for Sale

■ 2020 ■ 2021



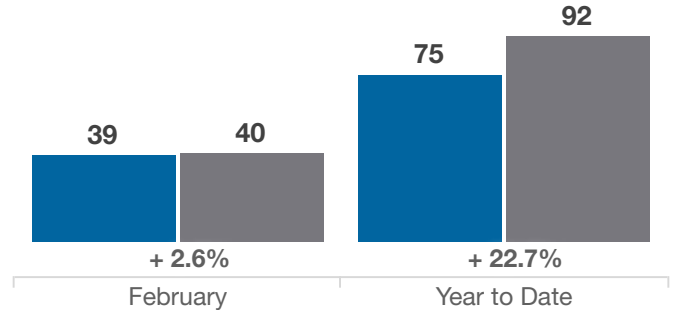
### New Listings

■ 2020 ■ 2021



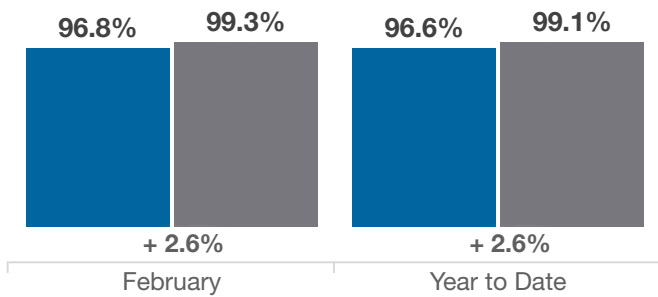
### Single Family Sales

■ 2020 ■ 2021



### Pct. Of Orig. List Price Received

■ 2020 ■ 2021



### Condo Sales

■ 2020 ■ 2021

