

# Local Market Update – February 2021

A RESEARCH TOOL PROVIDED BY THE COLUMBUS REALTORS®  
BASED ON RESIDENTIAL LISTING DATA ONLY

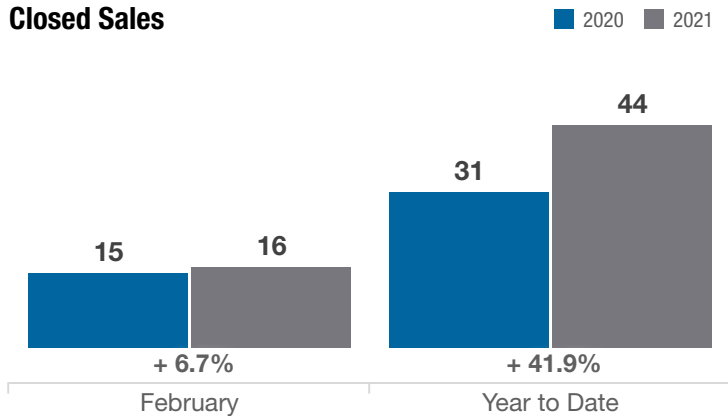


## Fayette County

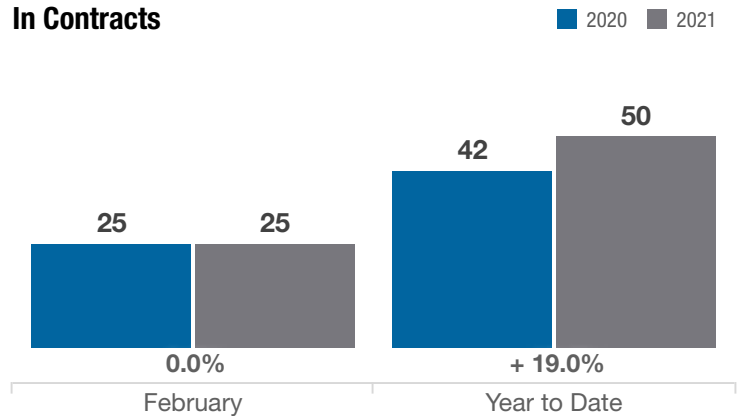
Key Metrics	February			Year to Date		
	2020	2021	% Change	Thru 2-2020	Thru 2-2021	% Change
Closed Sales	15	16	+ 6.7%	31	44	+ 41.9%
In Contracts	25	25	0.0%	42	50	+ 19.0%
Average Sales Price*	\$124,787	\$176,674	+ 41.6%	\$134,597	\$178,955	+ 33.0%
Median Sales Price*	\$98,000	\$204,450	+ 108.6%	\$114,000	\$156,950	+ 37.7%
Average Price Per Square Foot*	\$80.98	\$102.97	+ 27.2%	\$83.63	\$108.64	+ 29.9%
Percent of Original List Price Received*	95.6%	97.8%	+ 2.3%	94.4%	98.6%	+ 4.4%
Percent of Last List Price Received*	98.0%	98.7%	+ 0.7%	97.0%	99.7%	+ 2.8%
Days on Market Until Sale	30	48	+ 60.0%	32	28	- 12.5%
New Listings	23	16	- 30.4%	54	37	- 31.5%
Median List Price of New Listings	\$119,900	\$133,700	+ 11.5%	\$97,450	\$149,900	+ 53.8%
Median List Price at Time of Sale	\$99,900	\$204,944	+ 105.1%	\$115,000	\$149,900	+ 30.3%
Inventory of Homes for Sale	51	26	- 49.0%	—	—	—
Months Supply of Inventory	2.1	1.0	- 52.4%	—	—	—

\* Does not account for sale concessions and/or downpayment assistance. | Percent changes are calculated using rounded figures and can sometimes look extreme due to small sample size.

### Closed Sales

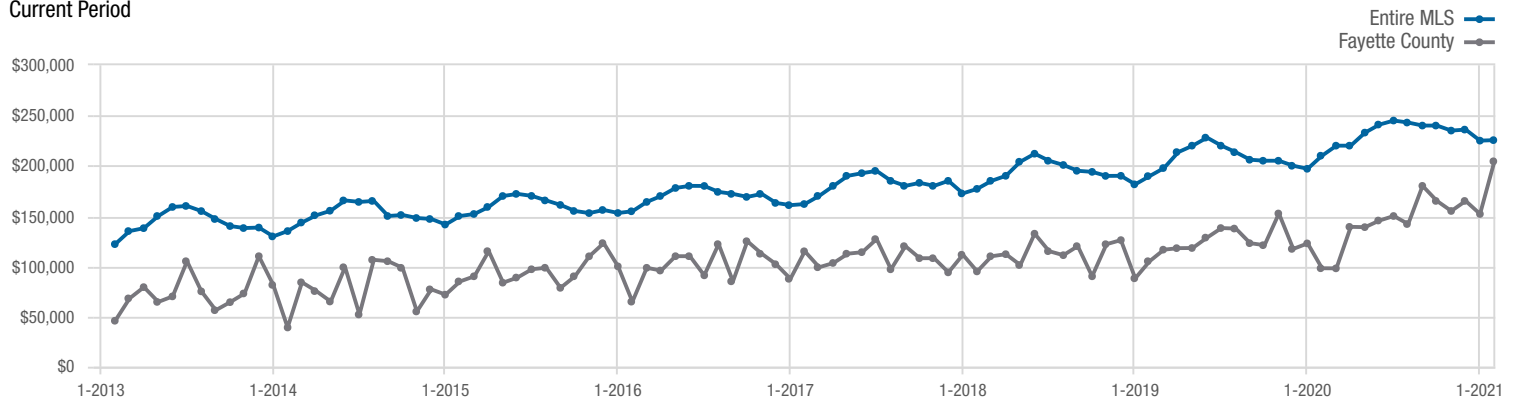


### In Contracts



### Median Sales Price

Current Period



Each data point represents the median sales price in a given month.

# Local Market Update – February 2021

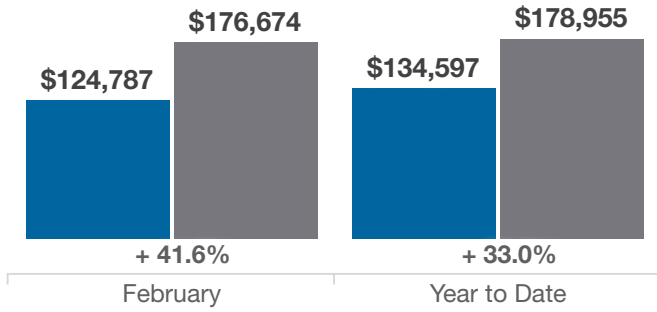
A RESEARCH TOOL PROVIDED BY THE COLUMBUS REALTORS®  
BASED ON RESIDENTIAL LISTING DATA ONLY



## Fayette County

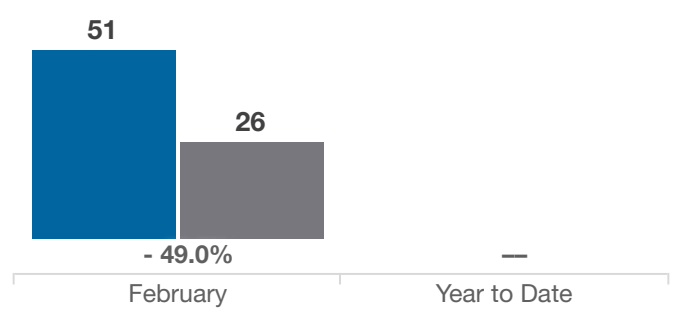
### Average Sales Price

■ 2020 ■ 2021



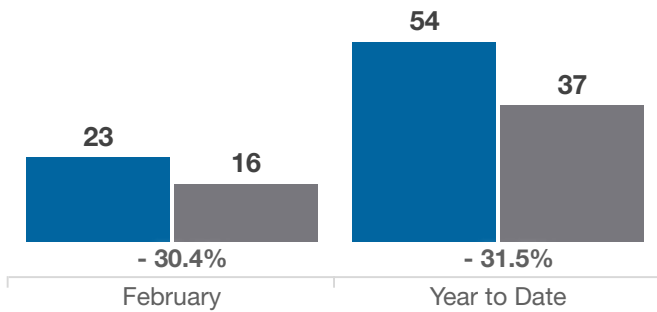
### Inventory of Homes for Sale

■ 2020 ■ 2021



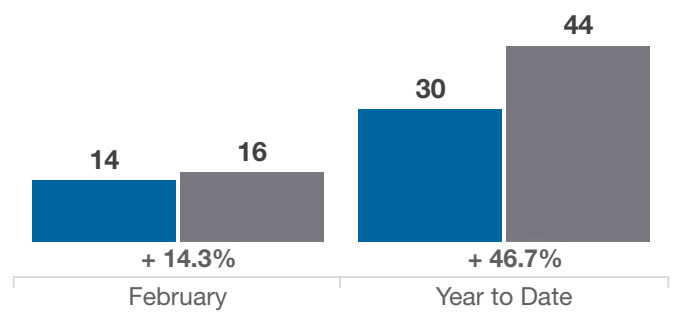
### New Listings

■ 2020 ■ 2021



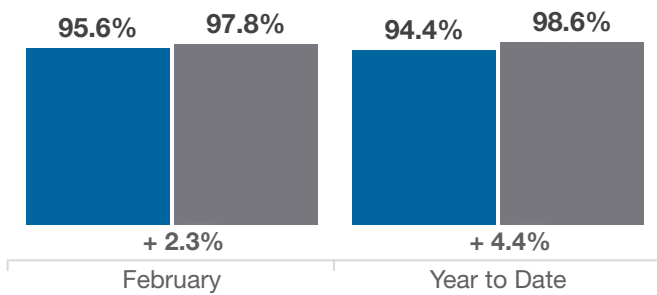
### Single Family Sales

■ 2020 ■ 2021



### Pct. Of Orig. List Price Received

■ 2020 ■ 2021



### Condo Sales

■ 2020 ■ 2021

