

# Local Market Update – February 2021

A RESEARCH TOOL PROVIDED BY THE COLUMBUS REALTORS®  
BASED ON RESIDENTIAL LISTING DATA ONLY



## Gahanna Jefferson City School District

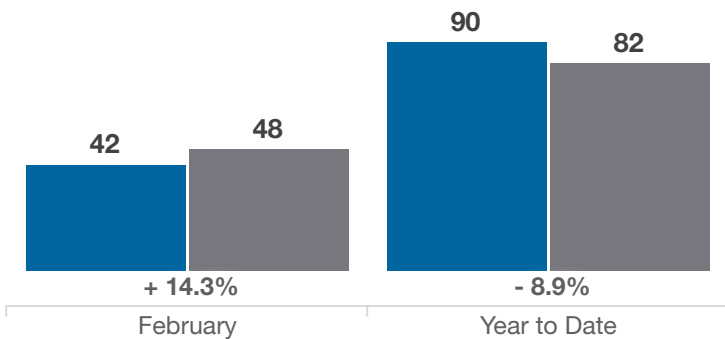
Franklin County

Key Metrics	February			Year to Date		
	2020	2021	% Change	Thru 2-2020	Thru 2-2021	% Change
Closed Sales	42	48	+ 14.3%	90	82	- 8.9%
In Contracts	71	67	- 5.6%	128	122	- 4.7%
Average Sales Price*	\$284,807	\$298,513	+ 4.8%	\$282,391	\$313,899	+ 11.2%
Median Sales Price*	\$257,500	\$297,500	+ 15.5%	\$257,000	\$277,500	+ 8.0%
Average Price Per Square Foot*	\$142.56	\$151.87	+ 6.5%	\$138.39	\$151.64	+ 9.6%
Percent of Original List Price Received*	97.8%	101.3%	+ 3.6%	97.8%	100.2%	+ 2.5%
Percent of Last List Price Received*	98.7%	101.5%	+ 2.8%	99.2%	101.0%	+ 1.8%
Days on Market Until Sale	28	13	- 53.6%	33	20	- 39.4%
New Listings	55	63	+ 14.5%	116	114	- 1.7%
Median List Price of New Listings	\$249,900	\$299,900	+ 20.0%	\$270,000	\$298,200	+ 10.4%
Median List Price at Time of Sale	\$264,900	\$289,900	+ 9.4%	\$262,400	\$277,400	+ 5.7%
Inventory of Homes for Sale	55	30	- 45.5%	—	—	—
Months Supply of Inventory	0.8	0.5	- 37.5%	—	—	—

\* Does not account for sale concessions and/or downpayment assistance. | Percent changes are calculated using rounded figures and can sometimes look extreme due to small sample size.

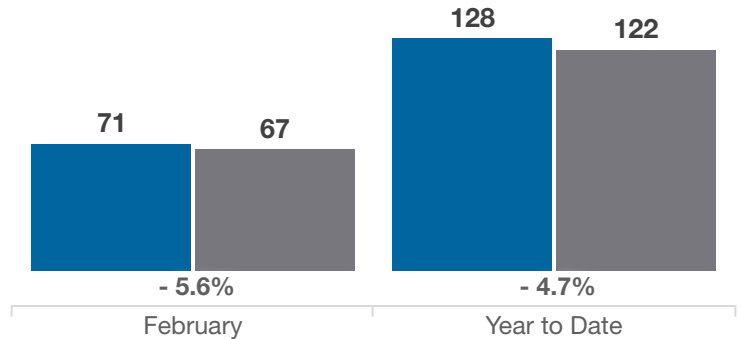
### Closed Sales

■ 2020 ■ 2021



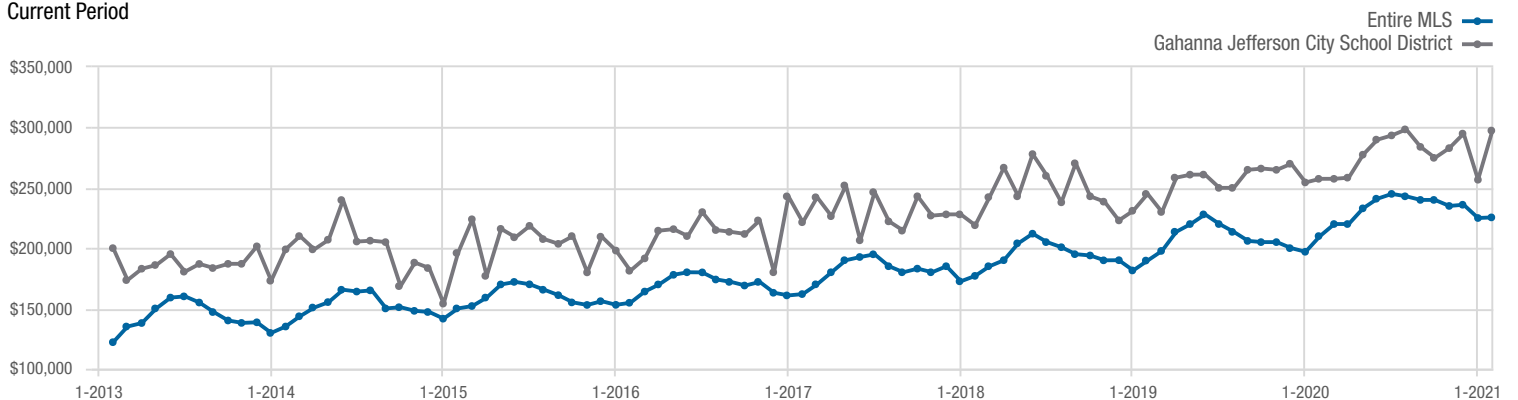
### In Contracts

■ 2020 ■ 2021



### Median Sales Price

Current Period



Each data point represents the median sales price in a given month.

# Local Market Update – February 2021

A RESEARCH TOOL PROVIDED BY THE COLUMBUS REALTORS®  
BASED ON RESIDENTIAL LISTING DATA ONLY

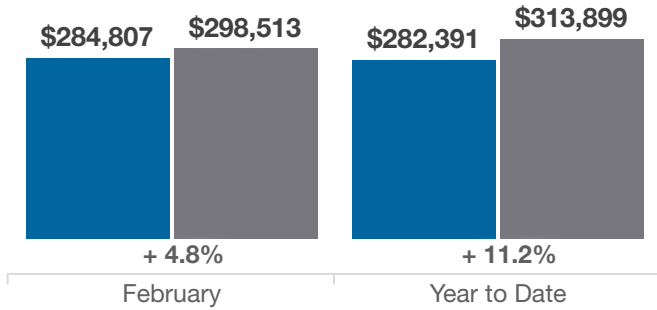


## Gahanna Jefferson City School District

Franklin County

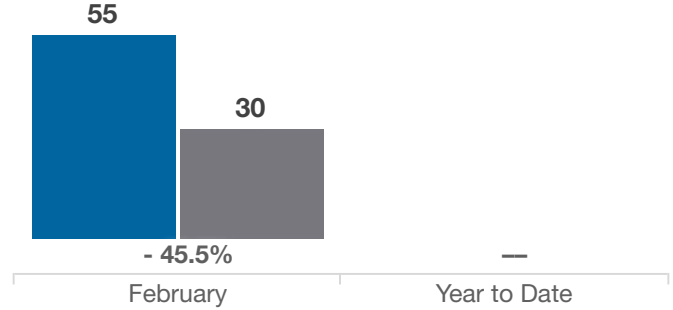
### Average Sales Price

■ 2020 ■ 2021



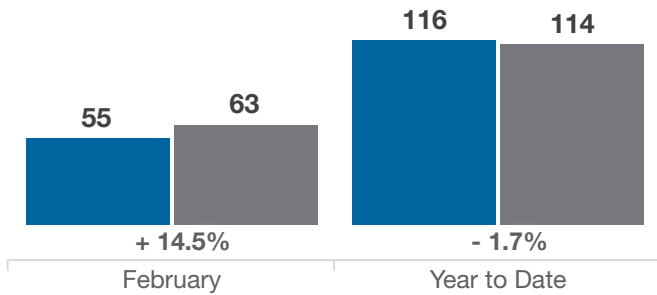
### Inventory of Homes for Sale

■ 2020 ■ 2021



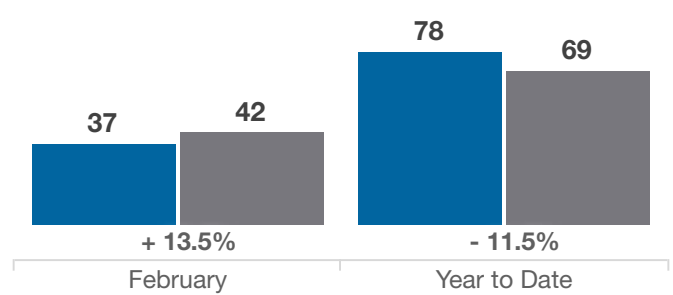
### New Listings

■ 2020 ■ 2021



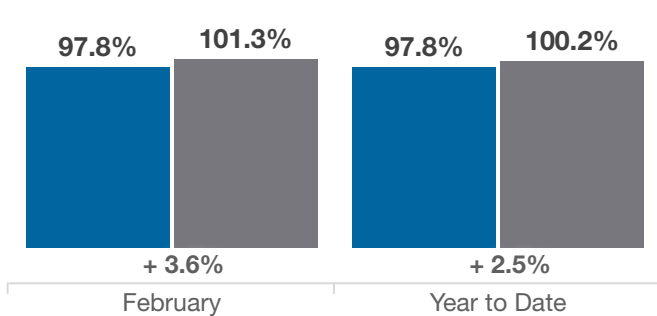
### Single Family Sales

■ 2020 ■ 2021



### Pct. Of Orig. List Price Received

■ 2020 ■ 2021



### Condo Sales

■ 2020 ■ 2021

