

Local Market Update – February 2021

A RESEARCH TOOL PROVIDED BY THE COLUMBUS REALTORS®
BASED ON RESIDENTIAL LISTING DATA ONLY



Grove City (Corp.)

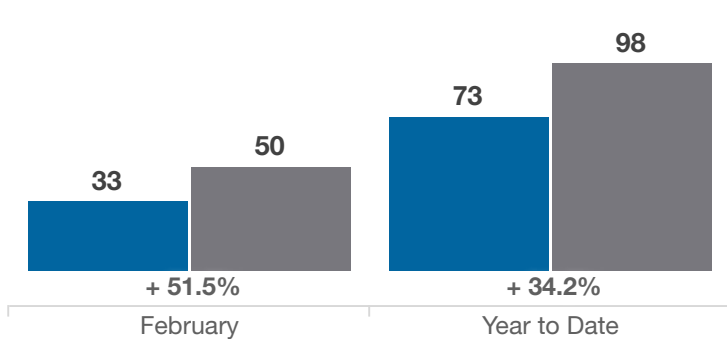
Franklin County

Key Metrics	February			Year to Date		
	2020	2021	% Change	Thru 2-2020	Thru 2-2021	% Change
Closed Sales	33	50	+ 51.5%	73	98	+ 34.2%
In Contracts	57	74	+ 29.8%	101	135	+ 33.7%
Average Sales Price*	\$257,401	\$311,990	+ 21.2%	\$245,346	\$293,175	+ 19.5%
Median Sales Price*	\$262,000	\$294,950	+ 12.6%	\$250,000	\$281,500	+ 12.6%
Average Price Per Square Foot*	\$131.86	\$154.62	+ 17.3%	\$134.16	\$153.03	+ 14.1%
Percent of Original List Price Received*	98.9%	100.2%	+ 1.3%	98.2%	99.5%	+ 1.3%
Percent of Last List Price Received*	99.5%	100.7%	+ 1.2%	98.8%	100.1%	+ 1.3%
Days on Market Until Sale	41	24	- 41.5%	36	25	- 30.6%
New Listings	59	65	+ 10.2%	106	142	+ 34.0%
Median List Price of New Listings	\$259,900	\$317,500	+ 22.2%	\$249,900	\$315,000	+ 26.1%
Median List Price at Time of Sale	\$259,900	\$289,450	+ 11.4%	\$252,000	\$272,450	+ 8.1%
Inventory of Homes for Sale	55	46	- 16.4%	—	—	—
Months Supply of Inventory	0.9	0.7	- 22.2%	—	—	—

* Does not account for sale concessions and/or downpayment assistance. | Percent changes are calculated using rounded figures and can sometimes look extreme due to small sample size.

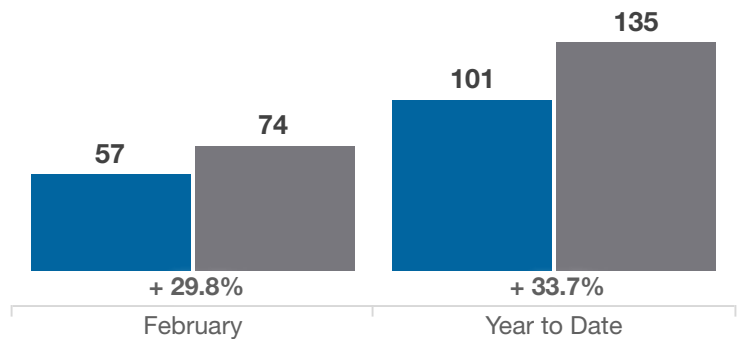
Closed Sales

■ 2020 ■ 2021



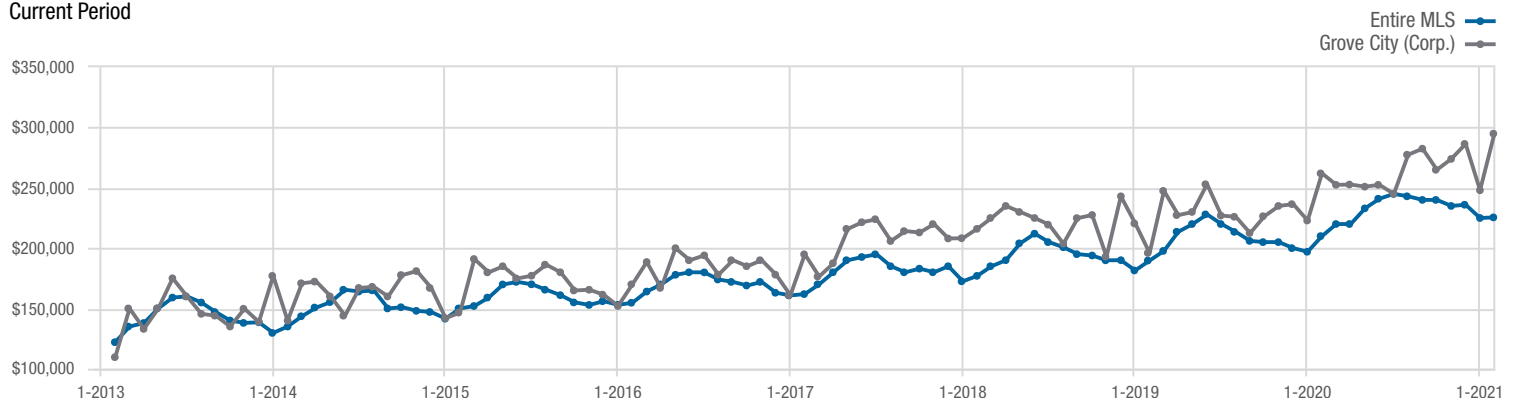
In Contracts

■ 2020 ■ 2021



Median Sales Price

Current Period



Each data point represents the median sales price in a given month.

Local Market Update – February 2021

A RESEARCH TOOL PROVIDED BY THE COLUMBUS REALTORS®
BASED ON RESIDENTIAL LISTING DATA ONLY

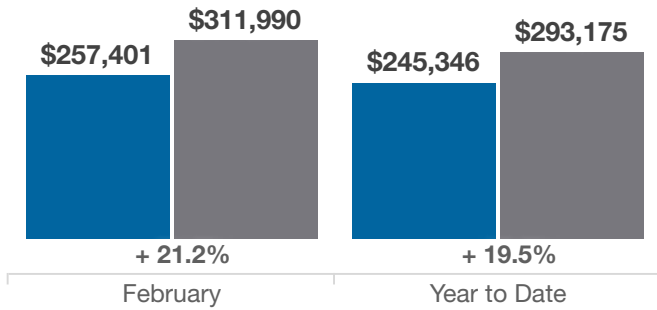


Grove City (Corp.)

Franklin County

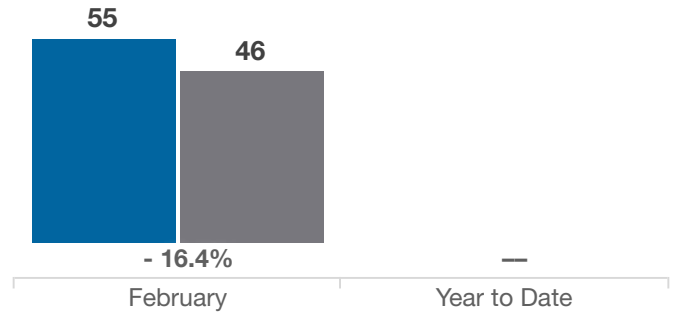
Average Sales Price

■ 2020 ■ 2021



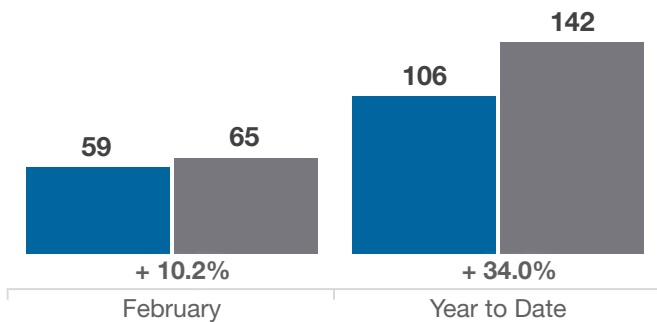
Inventory of Homes for Sale

■ 2020 ■ 2021



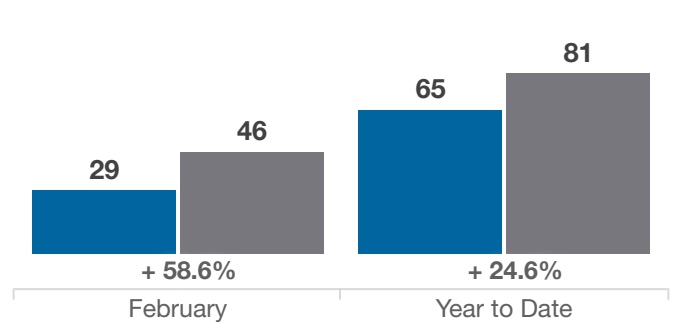
New Listings

■ 2020 ■ 2021



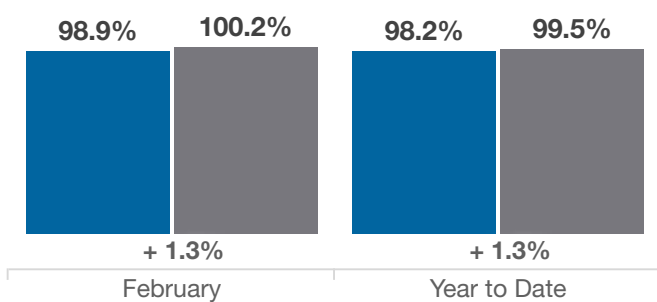
Single Family Sales

■ 2020 ■ 2021



Pct. Of Orig. List Price Received

■ 2020 ■ 2021



Condo Sales

■ 2020 ■ 2021

