

Local Market Update – February 2021

A RESEARCH TOOL PROVIDED BY THE COLUMBUS REALTORS®
BASED ON RESIDENTIAL LISTING DATA ONLY



Obetz (Corp.)

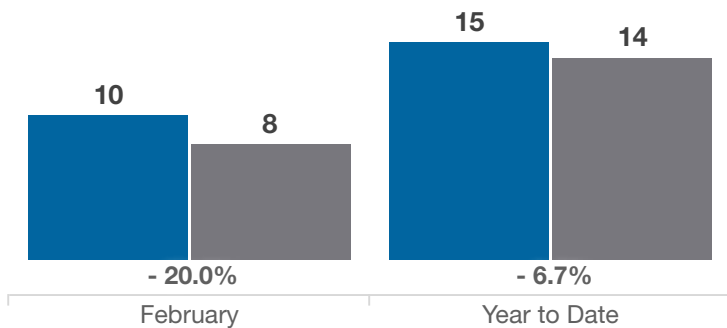
Franklin County

Key Metrics	February			Year to Date		
	2020	2021	% Change	Thru 2-2020	Thru 2-2021	% Change
Closed Sales	10	8	- 20.0%	15	14	- 6.7%
In Contracts	13	15	+ 15.4%	22	20	- 9.1%
Average Sales Price*	\$197,149	\$240,084	+ 21.8%	\$200,236	\$248,061	+ 23.9%
Median Sales Price*	\$184,750	\$242,363	+ 31.2%	\$187,500	\$234,000	+ 24.8%
Average Price Per Square Foot*	\$113.39	\$142.80	+ 25.9%	\$109.20	\$138.99	+ 27.3%
Percent of Original List Price Received*	100.7%	103.8%	+ 3.1%	99.6%	102.3%	+ 2.7%
Percent of Last List Price Received*	101.1%	104.9%	+ 3.8%	100.5%	103.0%	+ 2.5%
Days on Market Until Sale	38	4	- 89.5%	39	7	- 82.1%
New Listings	8	9	+ 12.5%	19	17	- 10.5%
Median List Price of New Listings	\$187,400	\$260,000	+ 38.7%	\$184,900	\$267,055	+ 44.4%
Median List Price at Time of Sale	\$184,950	\$221,218	+ 19.6%	\$189,900	\$229,000	+ 20.6%
Inventory of Homes for Sale	5	4	- 20.0%	—	—	—
Months Supply of Inventory	0.7	0.5	- 28.6%	—	—	—

* Does not account for sale concessions and/or downpayment assistance. | Percent changes are calculated using rounded figures and can sometimes look extreme due to small sample size.

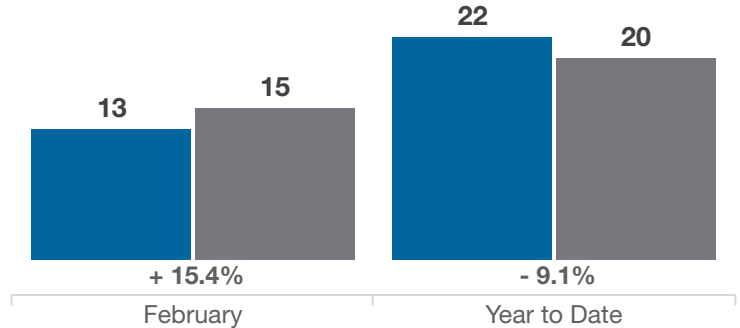
Closed Sales

■ 2020 ■ 2021



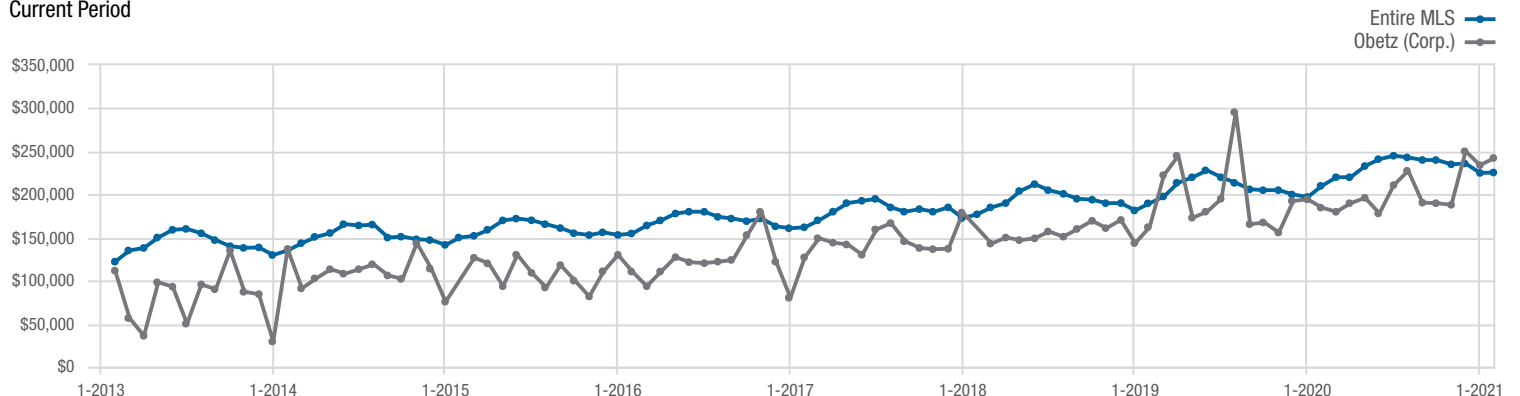
In Contracts

■ 2020 ■ 2021



Median Sales Price

Current Period



Each data point represents the median sales price in a given month.

Local Market Update – February 2021

A RESEARCH TOOL PROVIDED BY THE COLUMBUS REALTORS®
BASED ON RESIDENTIAL LISTING DATA ONLY

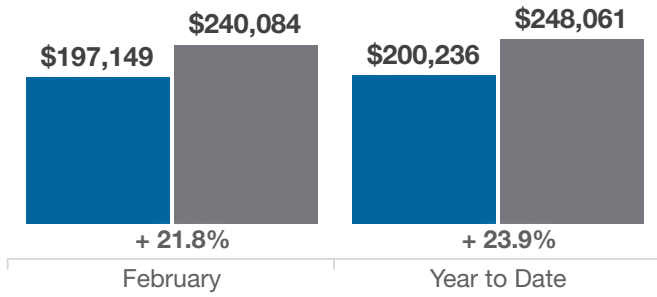


Obetz (Corp.)

Franklin County

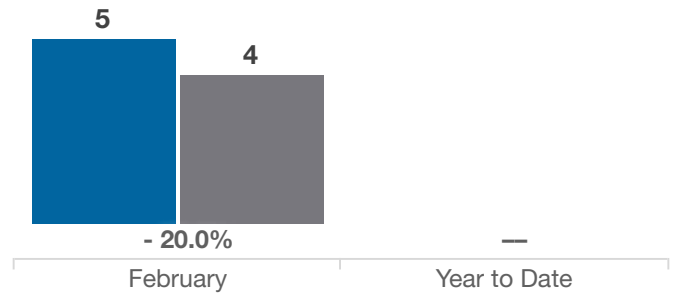
Average Sales Price

■ 2020 ■ 2021



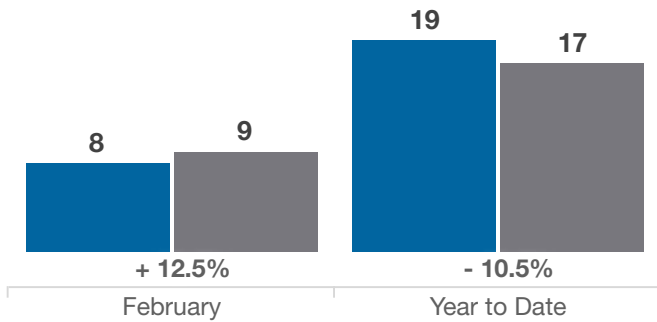
Inventory of Homes for Sale

■ 2020 ■ 2021



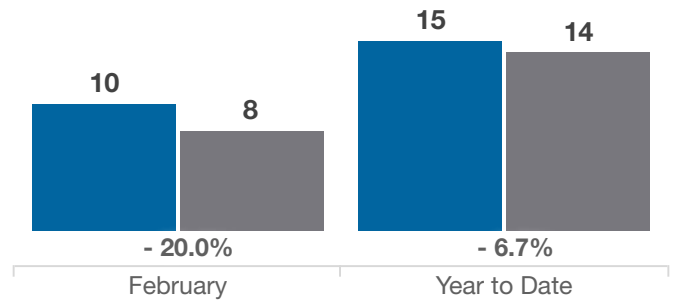
New Listings

■ 2020 ■ 2021



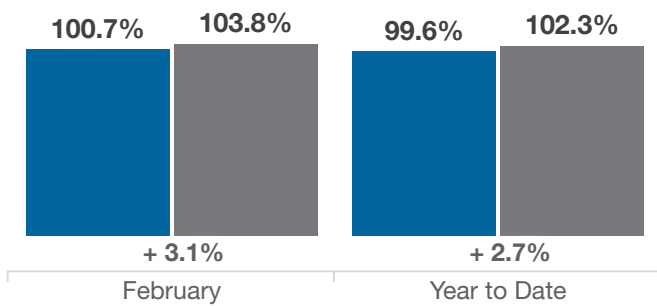
Single Family Sales

■ 2020 ■ 2021



Pct. Of Orig. List Price Received

■ 2020 ■ 2021



Condo Sales

■ 2020 ■ 2021

