

# Local Market Update – February 2021

A RESEARCH TOOL PROVIDED BY THE COLUMBUS REALTORS®  
BASED ON RESIDENTIAL LISTING DATA ONLY



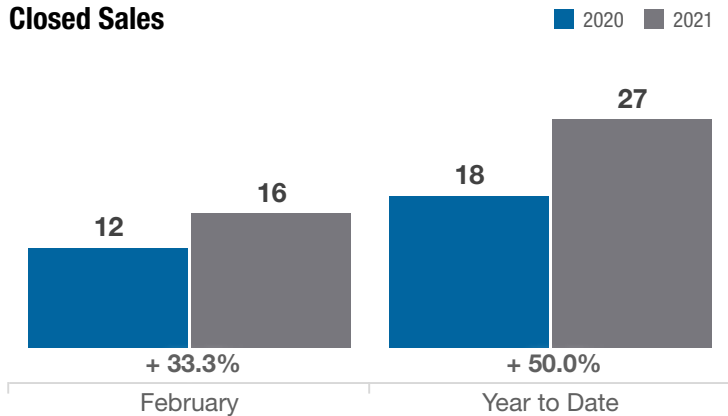
## Powell (Corp.)

Delaware County

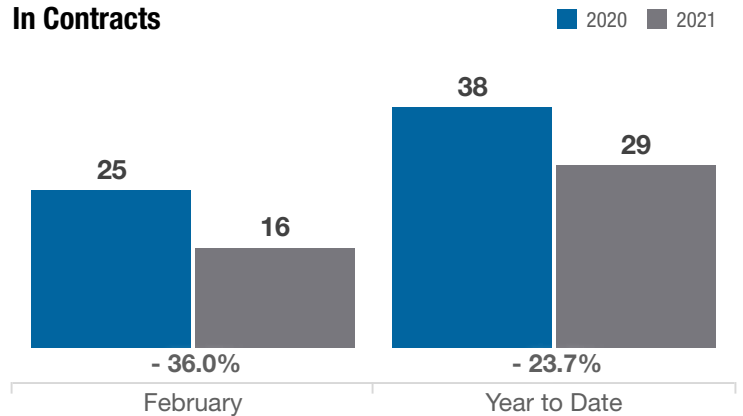
Key Metrics	February			Year to Date		
	2020	2021	% Change	Thru 2-2020	Thru 2-2021	% Change
Closed Sales	12	16	+ 33.3%	18	27	+ 50.0%
In Contracts	25	16	- 36.0%	38	29	- 23.7%
Average Sales Price*	\$477,889	\$448,298	- 6.2%	\$456,486	\$466,545	+ 2.2%
Median Sales Price*	\$452,835	\$434,900	- 4.0%	\$422,491	\$434,900	+ 2.9%
Average Price Per Square Foot*	\$160.03	\$164.35	+ 2.7%	\$157.54	\$165.76	+ 5.2%
Percent of Original List Price Received*	98.3%	101.6%	+ 3.4%	98.4%	100.6%	+ 2.2%
Percent of Last List Price Received*	99.9%	101.5%	+ 1.6%	100.1%	100.7%	+ 0.6%
Days on Market Until Sale	132	34	- 74.2%	107	41	- 61.7%
New Listings	26	15	- 42.3%	39	37	- 5.1%
Median List Price of New Listings	\$466,950	\$564,500	+ 20.9%	\$469,000	\$499,900	+ 6.6%
Median List Price at Time of Sale	\$434,900	\$432,400	- 0.6%	\$399,950	\$429,900	+ 7.5%
Inventory of Homes for Sale	35	18	- 48.6%	—	—	—
Months Supply of Inventory	1.6	0.8	- 50.0%	—	—	—

\* Does not account for sale concessions and/or downpayment assistance. | Percent changes are calculated using rounded figures and can sometimes look extreme due to small sample size.

### Closed Sales

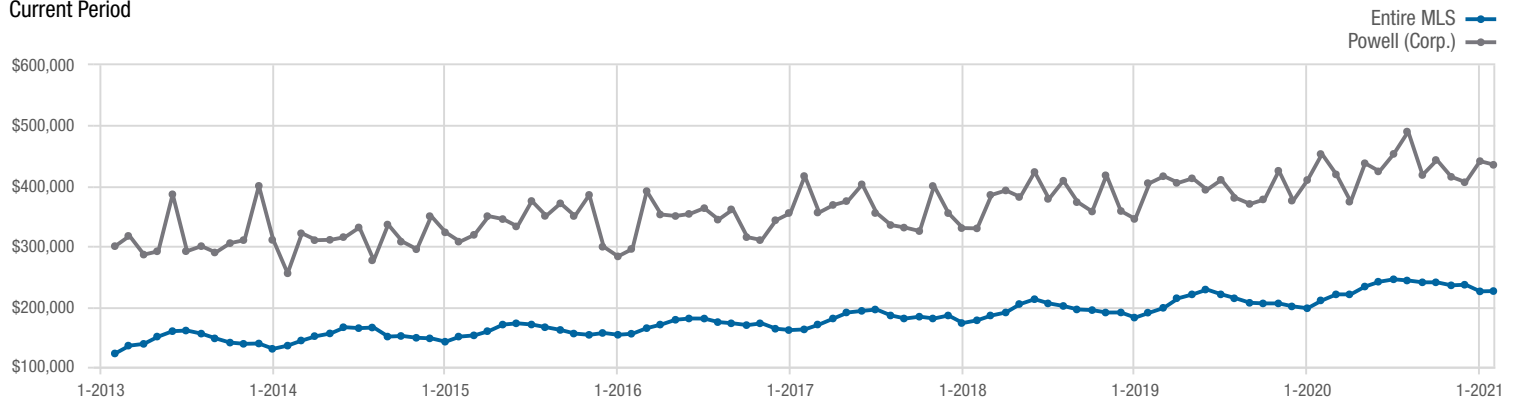


### In Contracts



### Median Sales Price

Current Period



Each data point represents the median sales price in a given month.

# Local Market Update – February 2021

A RESEARCH TOOL PROVIDED BY THE COLUMBUS REALTORS®  
BASED ON RESIDENTIAL LISTING DATA ONLY

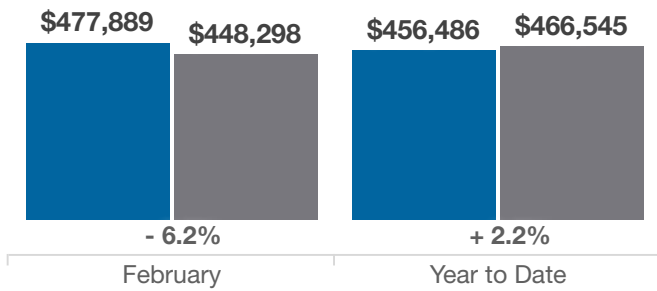


## Powell (Corp.)

Delaware County

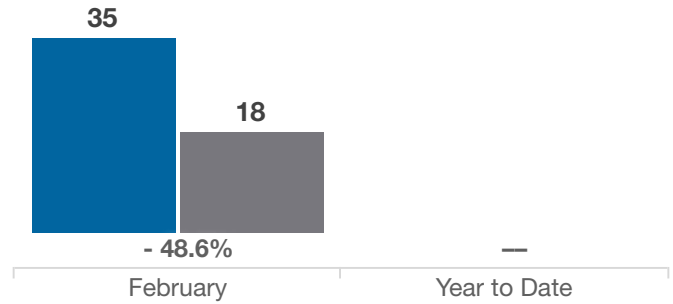
### Average Sales Price

■ 2020 ■ 2021



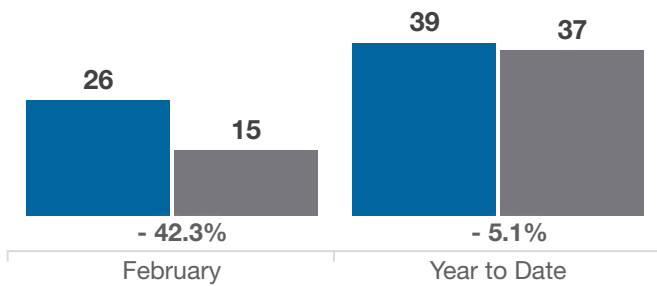
### Inventory of Homes for Sale

■ 2020 ■ 2021



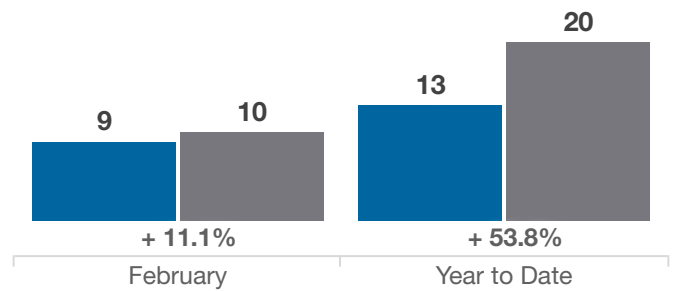
### New Listings

■ 2020 ■ 2021



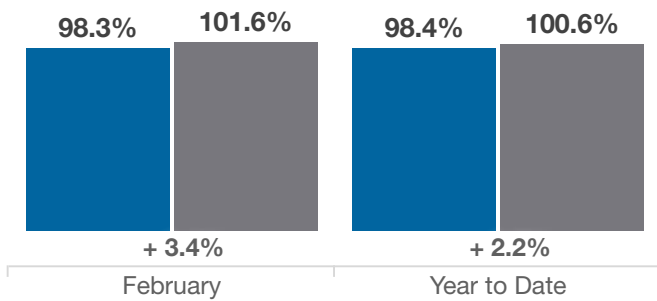
### Single Family Sales

■ 2020 ■ 2021



### Pct. Of Orig. List Price Received

■ 2020 ■ 2021



### Condo Sales

■ 2020 ■ 2021

