

# Local Market Update – February 2021

A RESEARCH TOOL PROVIDED BY THE COLUMBUS REALTORS®  
BASED ON RESIDENTIAL LISTING DATA ONLY



## Westerville City School District

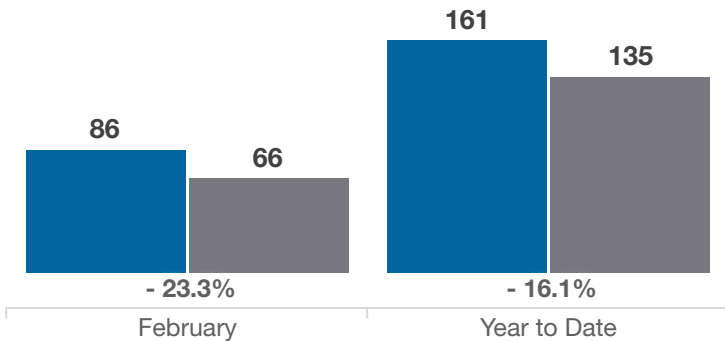
Franklin and Delaware Counties

Key Metrics	February			Year to Date		
	2020	2021	% Change	Thru 2-2020	Thru 2-2021	% Change
Closed Sales	86	66	- 23.3%	161	135	- 16.1%
In Contracts	105	97	- 7.6%	200	176	- 12.0%
Average Sales Price*	\$274,218	\$273,148	- 0.4%	\$274,556	\$269,569	- 1.8%
Median Sales Price*	\$250,000	\$260,000	+ 4.0%	\$253,000	\$255,000	+ 0.8%
Average Price Per Square Foot*	\$146.41	\$167.65	+ 14.5%	\$142.65	\$164.03	+ 15.0%
Percent of Original List Price Received*	99.1%	101.9%	+ 2.8%	98.1%	101.2%	+ 3.2%
Percent of Last List Price Received*	99.9%	102.4%	+ 2.5%	99.3%	101.9%	+ 2.6%
Days on Market Until Sale	30	24	- 20.0%	32	21	- 34.4%
New Listings	94	80	- 14.9%	192	166	- 13.5%
Median List Price of New Listings	\$295,000	\$262,450	- 11.0%	\$249,950	\$252,500	+ 1.0%
Median List Price at Time of Sale	\$254,950	\$249,900	- 2.0%	\$259,900	\$239,000	- 8.0%
Inventory of Homes for Sale	78	31	- 60.3%	—	—	—
Months Supply of Inventory	0.6	0.3	- 50.0%	—	—	—

\* Does not account for sale concessions and/or downpayment assistance. | Percent changes are calculated using rounded figures and can sometimes look extreme due to small sample size.

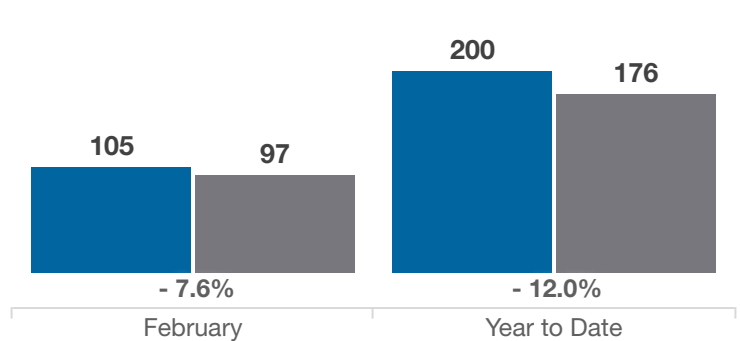
### Closed Sales

■ 2020 ■ 2021



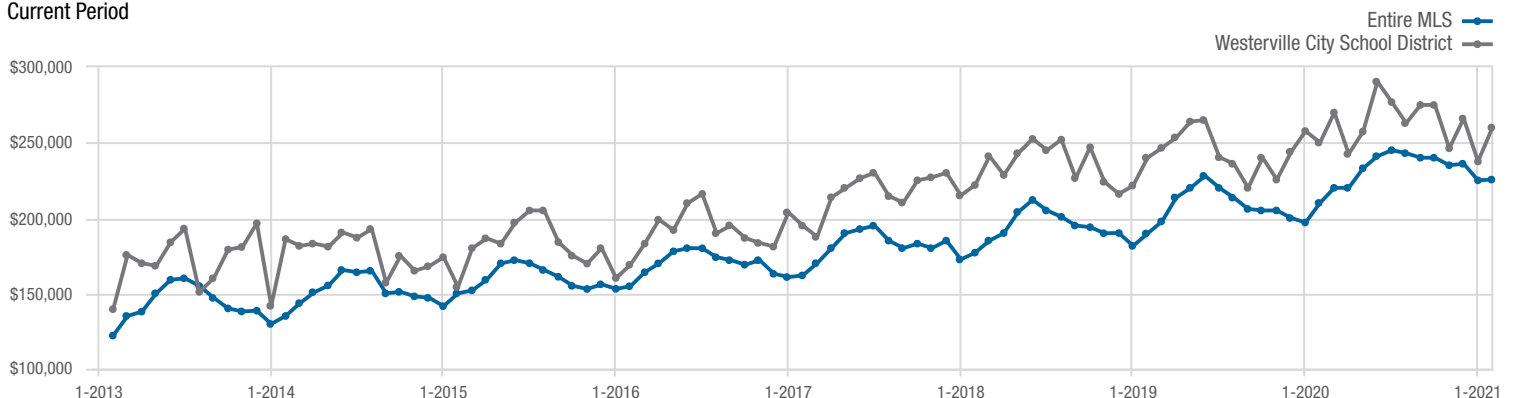
### In Contracts

■ 2020 ■ 2021



### Median Sales Price

Current Period



Each data point represents the median sales price in a given month.

# Local Market Update – February 2021

A RESEARCH TOOL PROVIDED BY THE COLUMBUS REALTORS®  
BASED ON RESIDENTIAL LISTING DATA ONLY

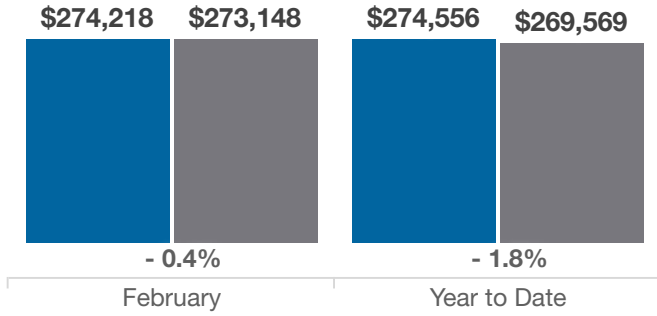


## Westerville City School District

Franklin and Delaware Counties

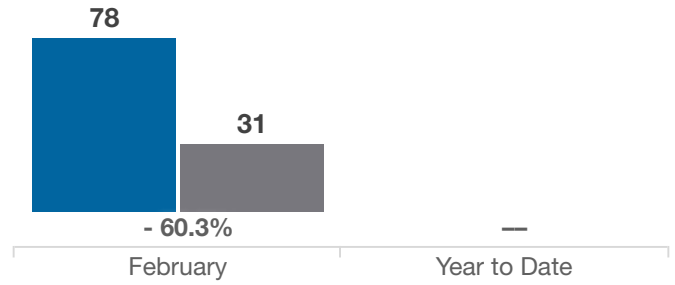
### Average Sales Price

■ 2020 ■ 2021



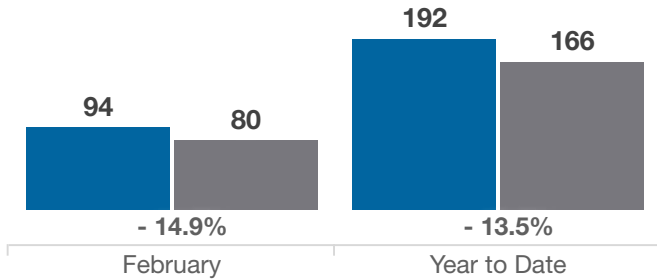
### Inventory of Homes for Sale

■ 2020 ■ 2021



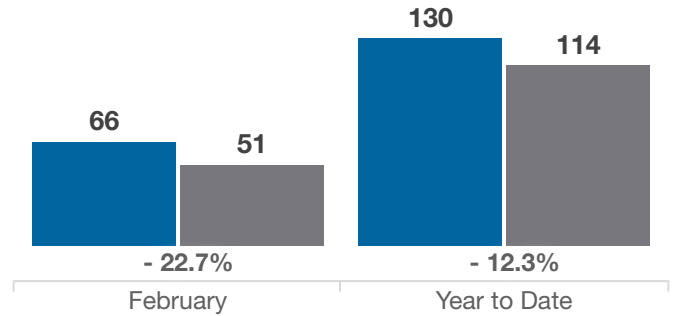
### New Listings

■ 2020 ■ 2021



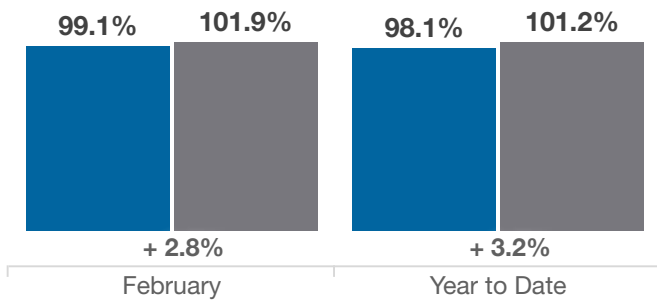
### Single Family Sales

■ 2020 ■ 2021



### Pct. Of Orig. List Price Received

■ 2020 ■ 2021



### Condo Sales

■ 2020 ■ 2021

