

Local Market Update – September 2022

A RESEARCH TOOL PROVIDED BY THE COLUMBUS REALTORS®
BASED ON RESIDENTIAL LISTING DATA ONLY



Big Walnut Local School District

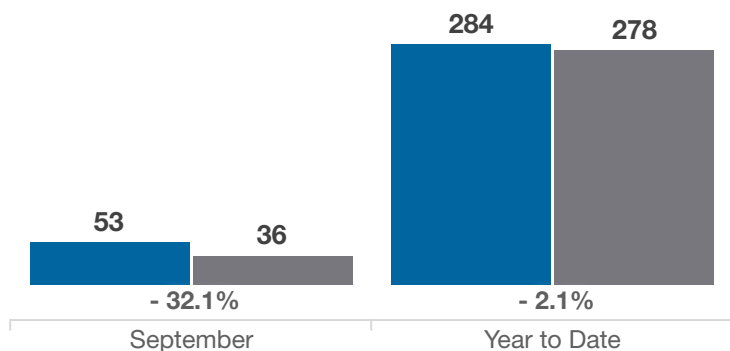
Delaware County

Key Metrics	September			Year to Date		
	2021	2022	% Change	Thru 9-2021	Thru 9-2022	% Change
Closed Sales	53	36	- 32.1%	284	278	- 2.1%
In Contracts	32	33	+ 3.1%	310	293	- 5.5%
Average Sales Price*	\$553,045	\$480,970	- 13.0%	\$468,653	\$531,276	+ 13.4%
Median Sales Price*	\$484,500	\$430,000	- 11.2%	\$420,000	\$460,000	+ 9.5%
Average Price Per Square Foot*	\$214.72	\$240.89	+ 12.2%	\$197.21	\$231.10	+ 17.2%
Percent of Original List Price Received*	100.1%	97.1%	- 3.0%	101.5%	101.4%	- 0.1%
Percent of Last List Price Received*	100.9%	99.3%	- 1.6%	102.0%	102.0%	0.0%
Days on Market Until Sale	18	28	+ 55.6%	21	17	- 19.0%
New Listings	28	42	+ 50.0%	318	330	+ 3.8%
Median List Price of New Listings	\$357,490	\$492,400	+ 37.7%	\$424,900	\$483,398	+ 13.8%
Median List Price at Time of Sale	\$479,450	\$445,000	- 7.2%	\$413,140	\$449,900	+ 8.9%
Inventory of Homes for Sale	23	43	+ 87.0%	—	—	—
Months Supply of Inventory	0.7	1.4	+ 100.0%	—	—	—

* Does not account for sale concessions and/or downpayment assistance. | Percent changes are calculated using rounded figures and can sometimes look extreme due to small sample size.

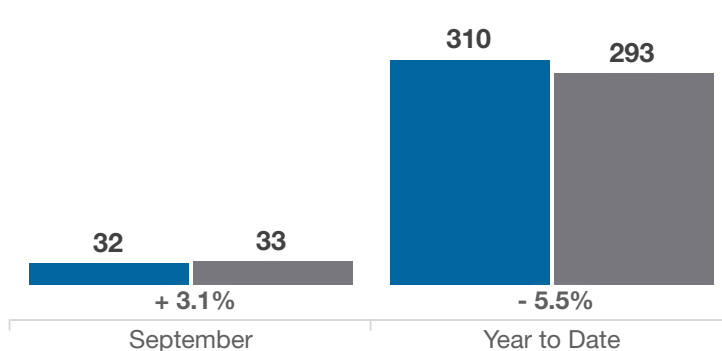
Closed Sales

■ 2021 ■ 2022



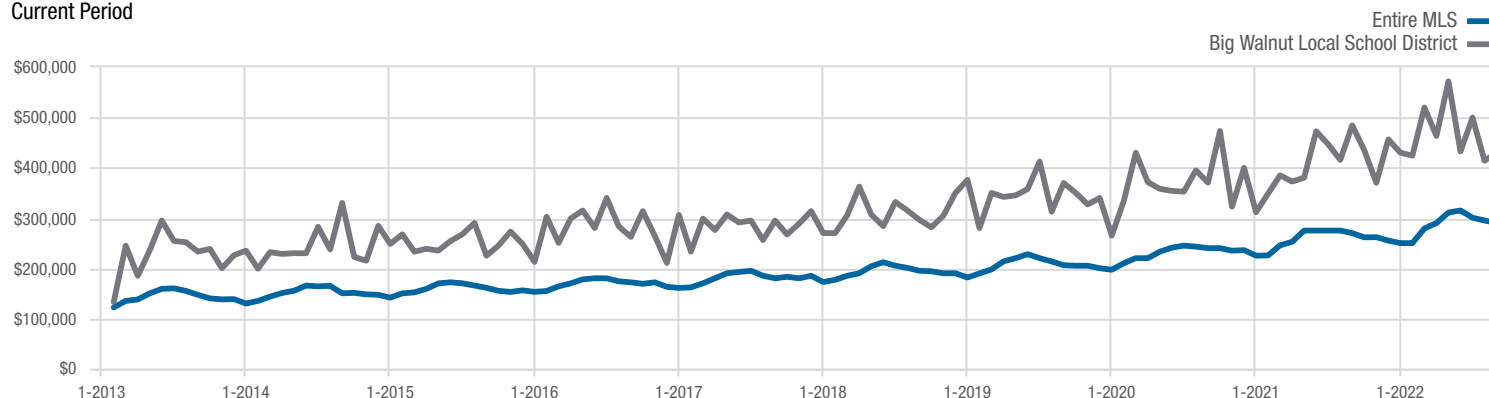
In Contracts

■ 2021 ■ 2022



Median Sales Price

Current Period



Each data point represents the median sales price in a given month.

Local Market Update – September 2022

A RESEARCH TOOL PROVIDED BY THE COLUMBUS REALTORS®
BASED ON RESIDENTIAL LISTING DATA ONLY

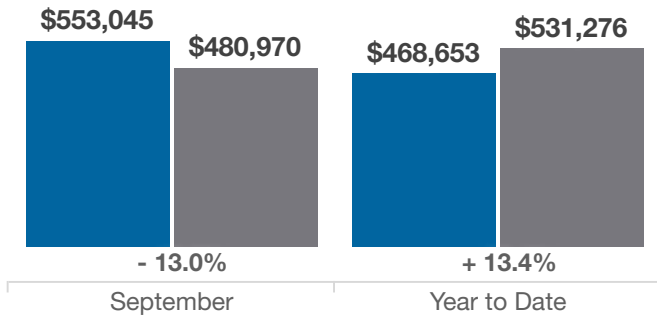


Big Walnut Local School District

Delaware County

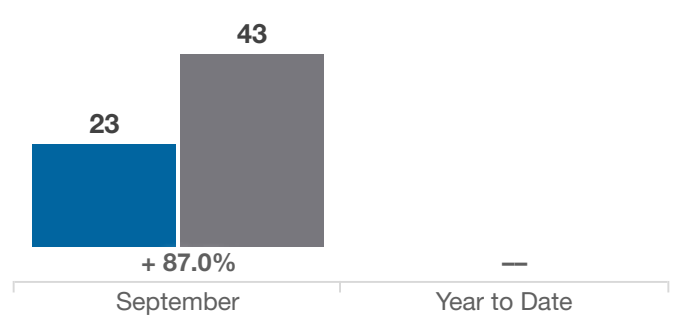
Average Sales Price

■ 2021 ■ 2022



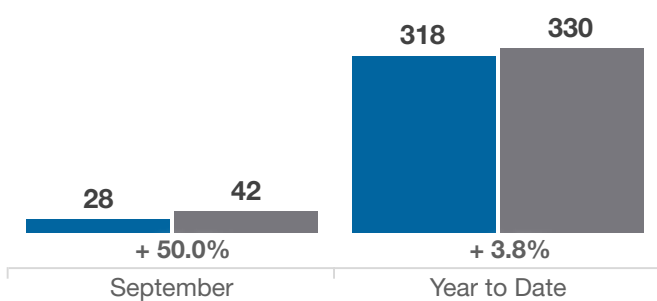
Inventory of Homes for Sale

■ 2021 ■ 2022



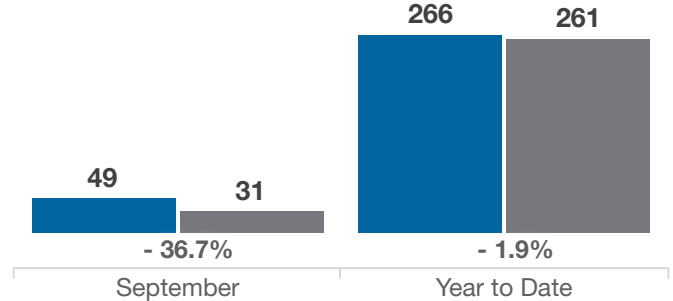
New Listings

■ 2021 ■ 2022



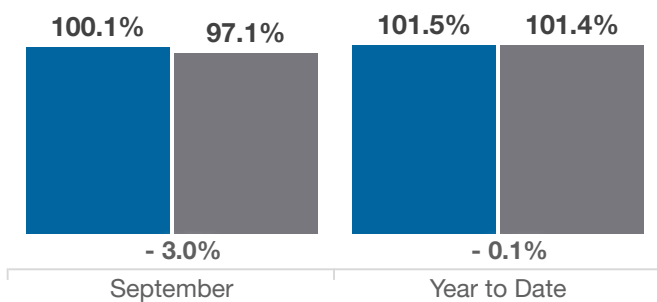
Single Family Sales

■ 2021 ■ 2022



Pct. Of Orig. List Price Received

■ 2021 ■ 2022



Condo Sales

■ 2021 ■ 2022

