

# Local Market Update – September 2022

A RESEARCH TOOL PROVIDED BY THE COLUMBUS REALTORS®  
BASED ON RESIDENTIAL LISTING DATA ONLY



## Canal Winchester City School District

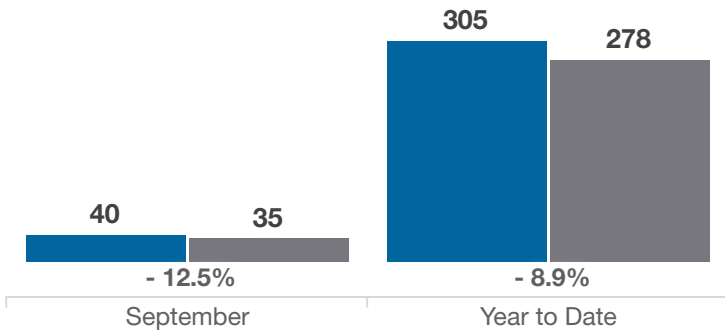
Franklin and Fairfield Counties

Key Metrics	September			Year to Date		
	2021	2022	% Change	Thru 9-2021	Thru 9-2022	% Change
Closed Sales	40	35	- 12.5%	305	278	- 8.9%
In Contracts	38	37	- 2.6%	325	274	- 15.7%
Average Sales Price*	\$310,549	\$318,296	+ 2.5%	\$305,296	\$359,491	+ 17.8%
Median Sales Price*	\$296,775	\$305,000	+ 2.8%	\$283,965	\$340,000	+ 19.7%
Average Price Per Square Foot*	\$163.26	\$189.22	+ 15.9%	\$156.73	\$185.85	+ 18.6%
Percent of Original List Price Received*	104.5%	99.5%	- 4.8%	104.3%	103.4%	- 0.9%
Percent of Last List Price Received*	104.4%	100.8%	- 3.4%	103.9%	103.7%	- 0.2%
Days on Market Until Sale	10	20	+ 100.0%	6	11	+ 83.3%
New Listings	44	43	- 2.3%	347	328	- 5.5%
Median List Price of New Listings	\$324,950	\$305,000	- 6.1%	\$284,900	\$324,900	+ 14.0%
Median List Price at Time of Sale	\$284,950	\$299,900	+ 5.2%	\$274,860	\$327,389	+ 19.1%
Inventory of Homes for Sale	20	44	+ 120.0%	—	—	—
Months Supply of Inventory	0.6	1.4	+ 133.3%	—	—	—

\* Does not account for sale concessions and/or downpayment assistance. | Percent changes are calculated using rounded figures and can sometimes look extreme due to small sample size.

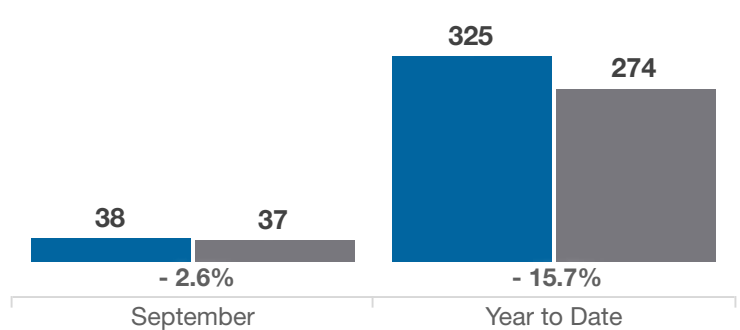
### Closed Sales

■ 2021 ■ 2022



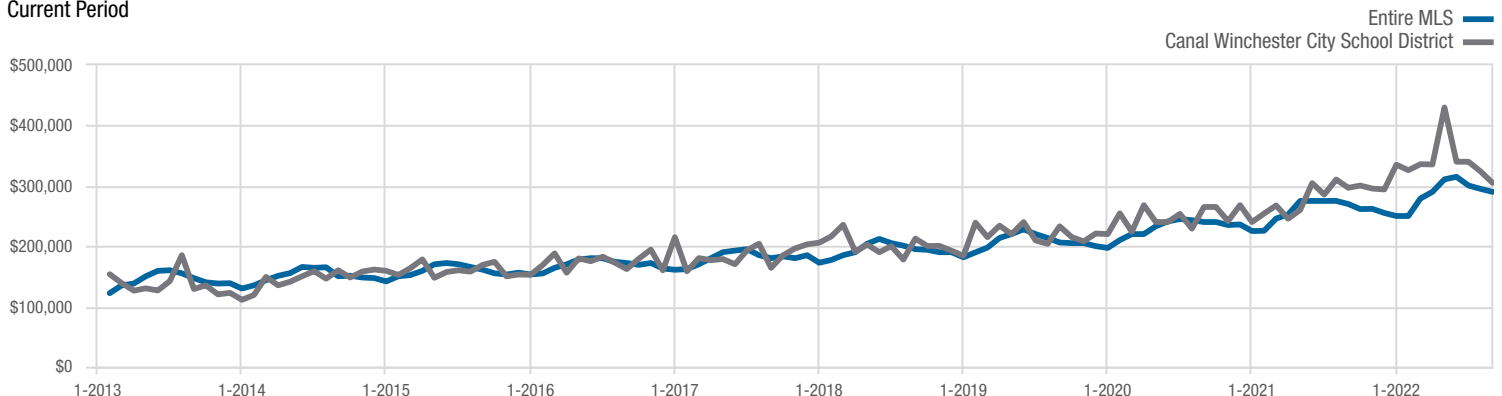
### In Contracts

■ 2021 ■ 2022



### Median Sales Price

Current Period



Each data point represents the median sales price in a given month.

# Local Market Update – September 2022

A RESEARCH TOOL PROVIDED BY THE COLUMBUS REALTORS®  
BASED ON RESIDENTIAL LISTING DATA ONLY

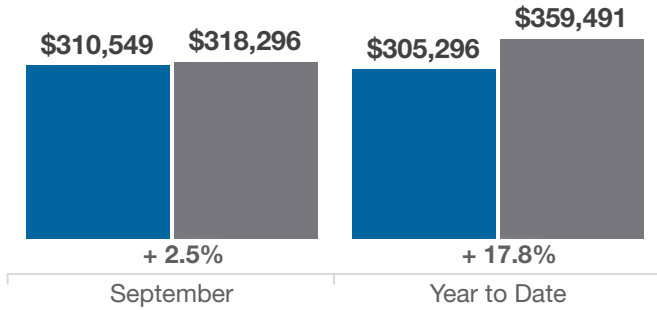


## Canal Winchester City School District

Franklin and Fairfield Counties

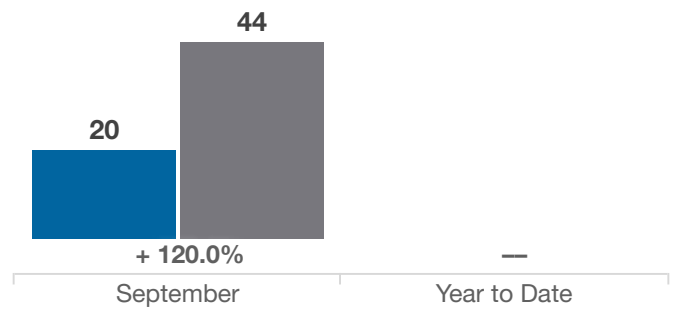
### Average Sales Price

■ 2021 ■ 2022



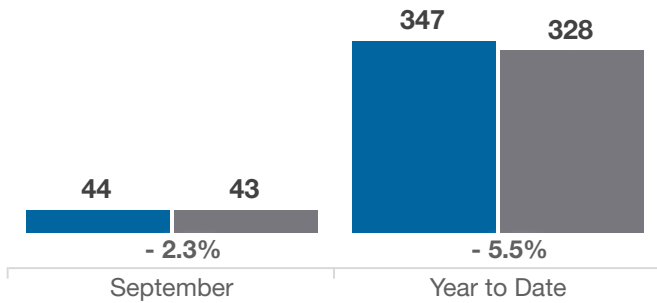
### Inventory of Homes for Sale

■ 2021 ■ 2022



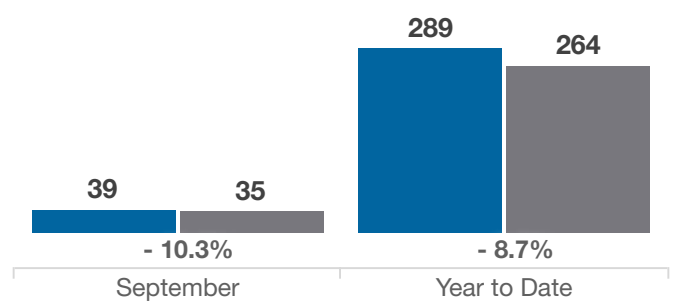
### New Listings

■ 2021 ■ 2022



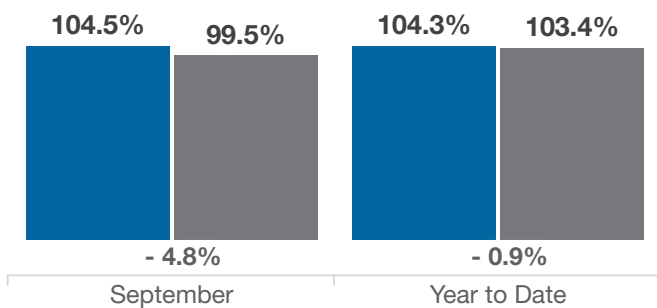
### Single Family Sales

■ 2021 ■ 2022



### Pct. Of Orig. List Price Received

■ 2021 ■ 2022



### Condo Sales

■ 2021 ■ 2022

