

# Local Market Update – September 2022

A RESEARCH TOOL PROVIDED BY THE COLUMBUS REALTORS®  
BASED ON RESIDENTIAL LISTING DATA ONLY



## Columbus (Corp.)

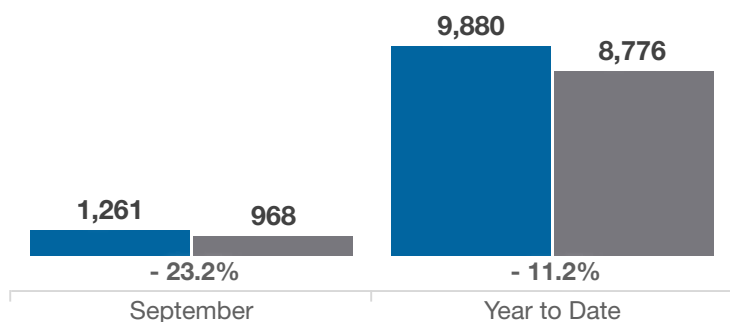
Franklin, Fairfield and Delaware Counties

Key Metrics	September			Year to Date		
	2021	2022	% Change	Thru 9-2021	Thru 9-2022	% Change
Closed Sales	1,261	968	- 23.2%	9,880	8,776	- 11.2%
In Contracts	1,381	919	- 33.5%	10,445	9,057	- 13.3%
Average Sales Price*	\$249,766	\$281,840	+ 12.8%	\$250,568	\$279,015	+ 11.4%
Median Sales Price*	\$240,000	\$259,000	+ 7.9%	\$232,300	\$259,000	+ 11.5%
Average Price Per Square Foot*	\$167.05	\$187.54	+ 12.3%	\$168.00	\$188.56	+ 12.2%
Percent of Original List Price Received*	101.7%	99.4%	- 2.3%	103.1%	102.9%	- 0.2%
Percent of Last List Price Received*	102.3%	100.8%	- 1.5%	103.4%	103.5%	+ 0.1%
Days on Market Until Sale	11	17	+ 54.5%	13	14	+ 7.7%
New Listings	1,344	1,042	- 22.5%	11,625	10,513	- 9.6%
Median List Price of New Listings	\$229,900	\$254,900	+ 10.9%	\$225,000	\$249,900	+ 11.1%
Median List Price at Time of Sale	\$229,900	\$252,000	+ 9.6%	\$224,900	\$249,900	+ 11.1%
Inventory of Homes for Sale	1,149	1,231	+ 7.1%	—	—	—
Months Supply of Inventory	1.0	1.2	+ 20.0%	—	—	—

\* Does not account for sale concessions and/or downpayment assistance. | Percent changes are calculated using rounded figures and can sometimes look extreme due to small sample size.

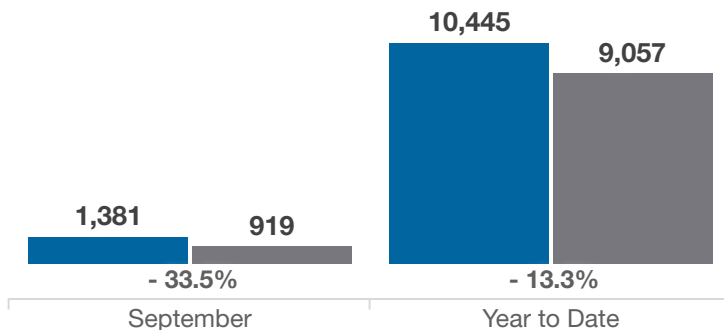
### Closed Sales

■ 2021 ■ 2022



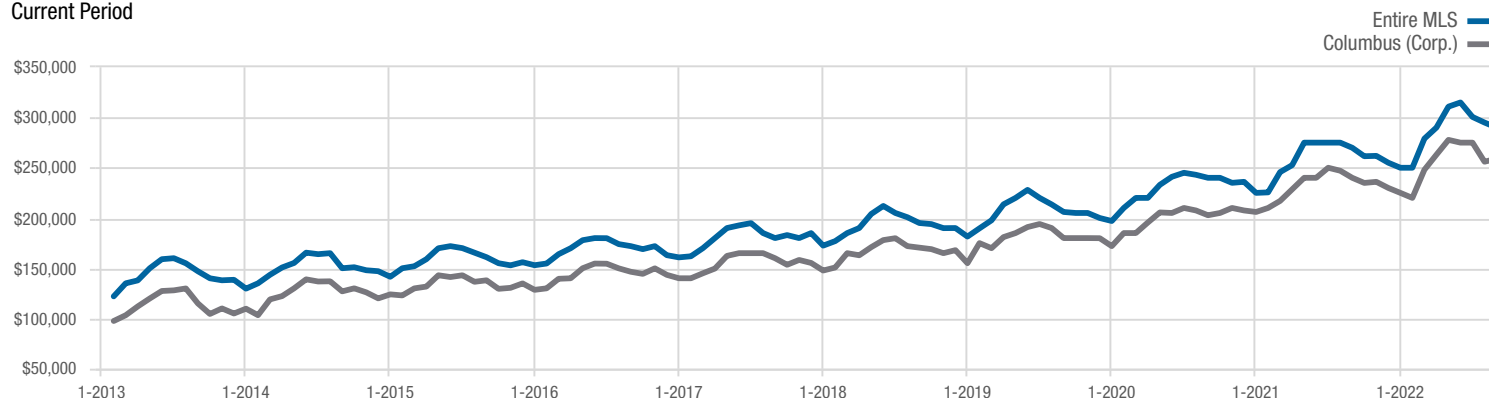
### In Contracts

■ 2021 ■ 2022



### Median Sales Price

Current Period



Each data point represents the median sales price in a given month.

# Local Market Update – September 2022

A RESEARCH TOOL PROVIDED BY THE COLUMBUS REALTORS®  
BASED ON RESIDENTIAL LISTING DATA ONLY

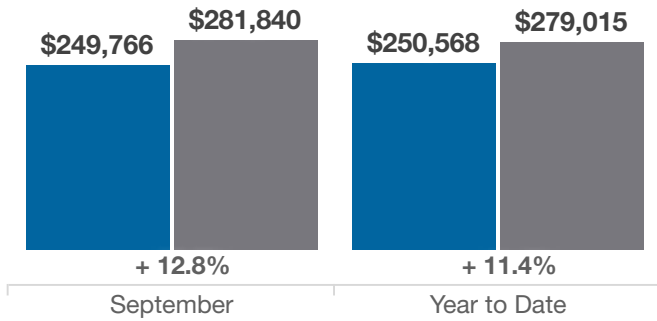


## Columbus (Corp.)

Franklin, Fairfield and Delaware Counties

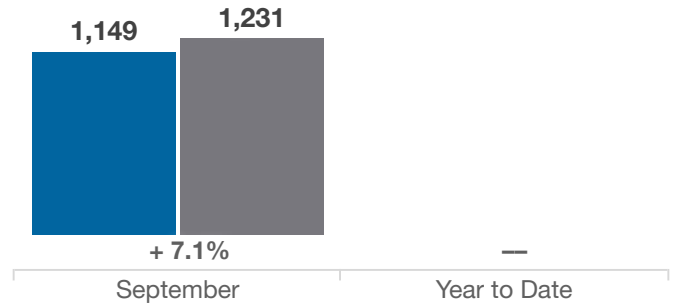
### Average Sales Price

■ 2021 ■ 2022



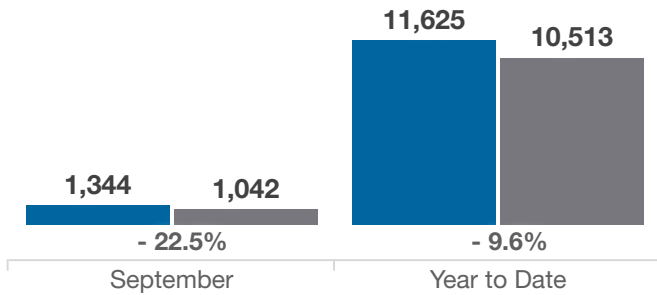
### Inventory of Homes for Sale

■ 2021 ■ 2022



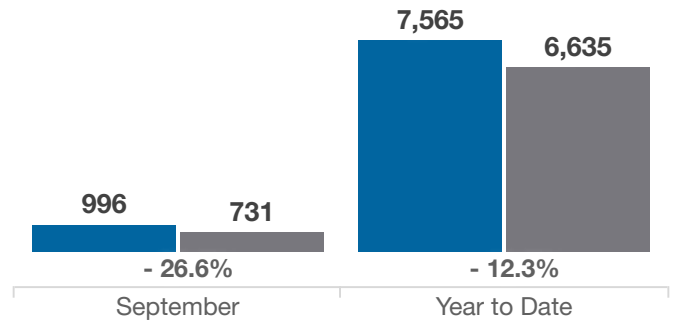
### New Listings

■ 2021 ■ 2022



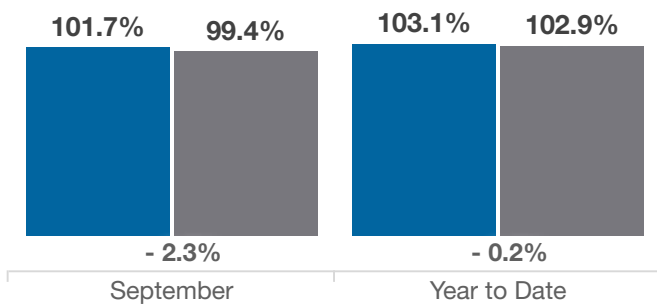
### Single Family Sales

■ 2021 ■ 2022



### Pct. Of Orig. List Price Received

■ 2021 ■ 2022



### Condo Sales

■ 2021 ■ 2022

