

Local Market Update – September 2022

A RESEARCH TOOL PROVIDED BY THE COLUMBUS REALTORS®
BASED ON RESIDENTIAL LISTING DATA ONLY



Dublin City School District

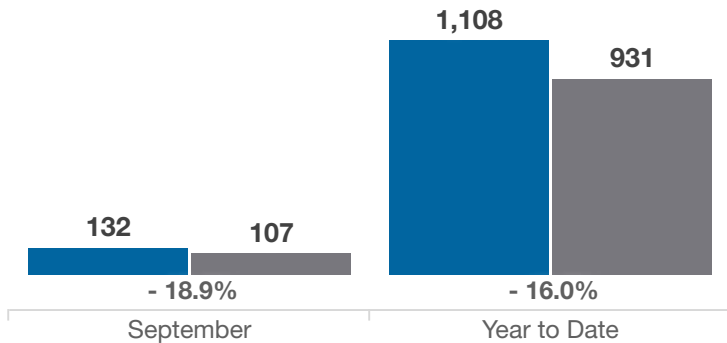
Franklin, Delaware and Union Counties

Key Metrics	September			Year to Date		
	2021	2022	% Change	Thru 9-2021	Thru 9-2022	% Change
Closed Sales	132	107	- 18.9%	1,108	931	- 16.0%
In Contracts	129	103	- 20.2%	1,186	984	- 17.0%
Average Sales Price*	\$409,318	\$516,047	+ 26.1%	\$461,351	\$507,107	+ 9.9%
Median Sales Price*	\$365,500	\$419,900	+ 14.9%	\$419,450	\$455,000	+ 8.5%
Average Price Per Square Foot*	\$195.94	\$219.55	+ 12.0%	\$191.63	\$214.08	+ 11.7%
Percent of Original List Price Received*	101.3%	98.9%	- 2.4%	102.3%	103.2%	+ 0.9%
Percent of Last List Price Received*	102.2%	99.9%	- 2.3%	102.7%	103.6%	+ 0.9%
Days on Market Until Sale	10	19	+ 90.0%	16	13	- 18.8%
New Listings	92	118	+ 28.3%	1,226	1,122	- 8.5%
Median List Price of New Listings	\$364,950	\$443,700	+ 21.6%	\$419,700	\$479,450	+ 14.2%
Median List Price at Time of Sale	\$347,000	\$424,900	+ 22.4%	\$403,875	\$439,000	+ 8.7%
Inventory of Homes for Sale	74	126	+ 70.3%	—	—	—
Months Supply of Inventory	0.6	1.2	+ 100.0%	—	—	—

* Does not account for sale concessions and/or downpayment assistance. | Percent changes are calculated using rounded figures and can sometimes look extreme due to small sample size.

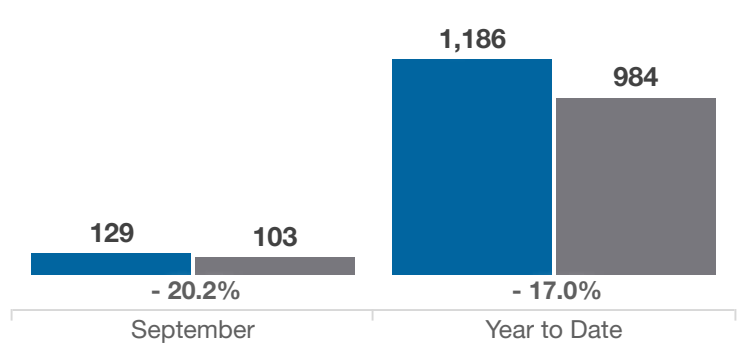
Closed Sales

■ 2021 ■ 2022



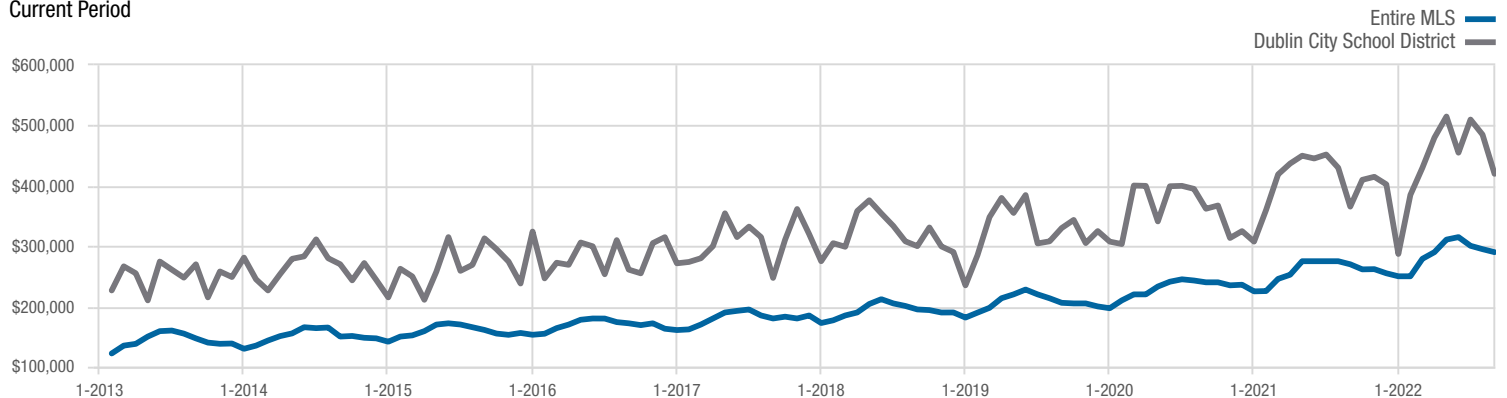
In Contracts

■ 2021 ■ 2022



Median Sales Price

Current Period



Each data point represents the median sales price in a given month.

Local Market Update – September 2022

A RESEARCH TOOL PROVIDED BY THE COLUMBUS REALTORS®
BASED ON RESIDENTIAL LISTING DATA ONLY

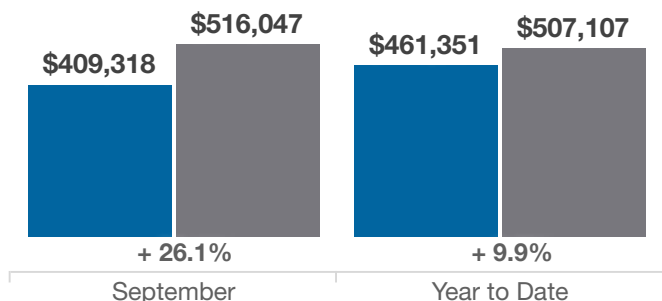


Dublin City School District

Franklin, Delaware and Union Counties

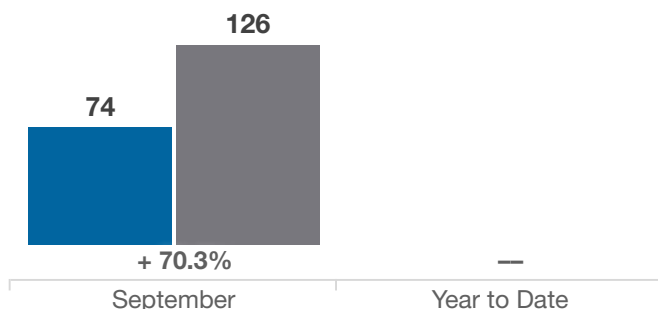
Average Sales Price

■ 2021 ■ 2022



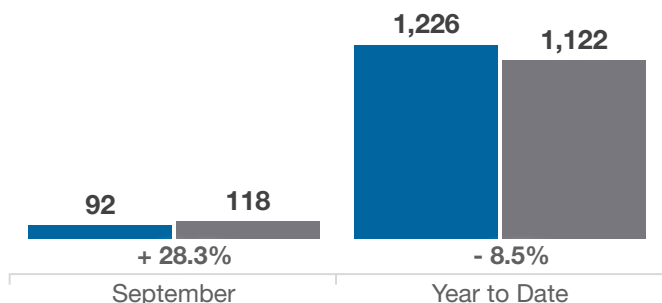
Inventory of Homes for Sale

■ 2021 ■ 2022



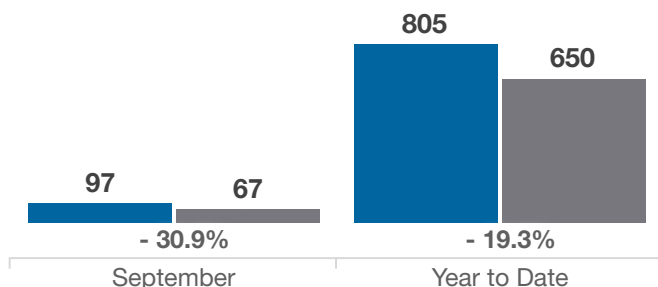
New Listings

■ 2021 ■ 2022



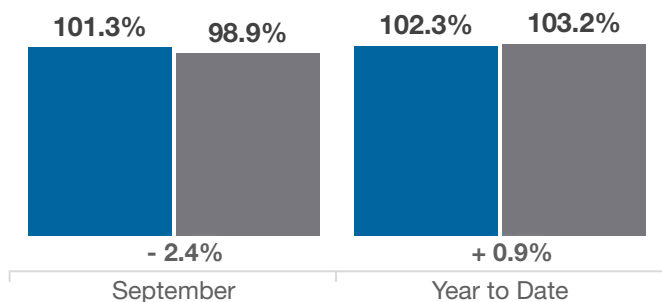
Single Family Sales

■ 2021 ■ 2022



Pct. Of Orig. List Price Received

■ 2021 ■ 2022



Condo Sales

■ 2021 ■ 2022

