

# Local Market Update – September 2022

A RESEARCH TOOL PROVIDED BY THE COLUMBUS REALTORS®  
BASED ON RESIDENTIAL LISTING DATA ONLY



## Dublin (Corp.)

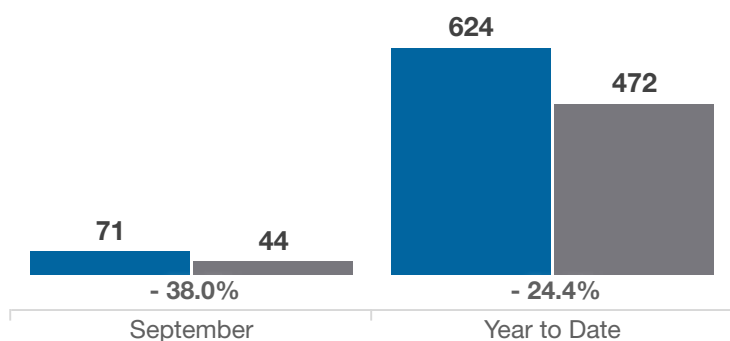
Franklin, Delaware and Union Counties

Key Metrics	September			Year to Date		
	2021	2022	% Change	Thru 9-2021	Thru 9-2022	% Change
Closed Sales	71	44	- 38.0%	624	472	- 24.4%
In Contracts	66	53	- 19.7%	646	495	- 23.4%
Average Sales Price*	\$504,341	\$583,558	+ 15.7%	\$515,343	\$550,622	+ 6.8%
Median Sales Price*	\$489,000	\$527,500	+ 7.9%	\$499,950	\$535,000	+ 7.0%
Average Price Per Square Foot*	\$189.84	\$229.11	+ 20.7%	\$192.38	\$215.94	+ 12.2%
Percent of Original List Price Received*	100.6%	99.3%	- 1.3%	101.8%	103.5%	+ 1.7%
Percent of Last List Price Received*	101.6%	100.6%	- 1.0%	102.2%	103.9%	+ 1.7%
Days on Market Until Sale	13	17	+ 30.8%	18	10	- 44.4%
New Listings	40	62	+ 55.0%	649	578	- 10.9%
Median List Price of New Listings	\$469,950	\$499,900	+ 6.4%	\$489,000	\$538,750	+ 10.2%
Median List Price at Time of Sale	\$474,900	\$515,000	+ 8.4%	\$477,000	\$507,500	+ 6.4%
Inventory of Homes for Sale	35	69	+ 97.1%	—	—	—
Months Supply of Inventory	0.5	1.3	+ 160.0%	—	—	—

\* Does not account for sale concessions and/or downpayment assistance. | Percent changes are calculated using rounded figures and can sometimes look extreme due to small sample size.

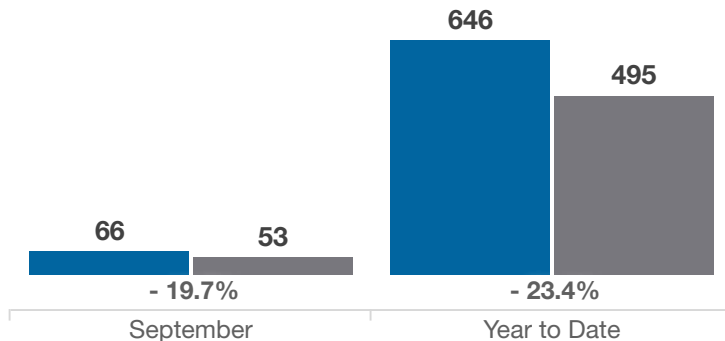
### Closed Sales

■ 2021 ■ 2022



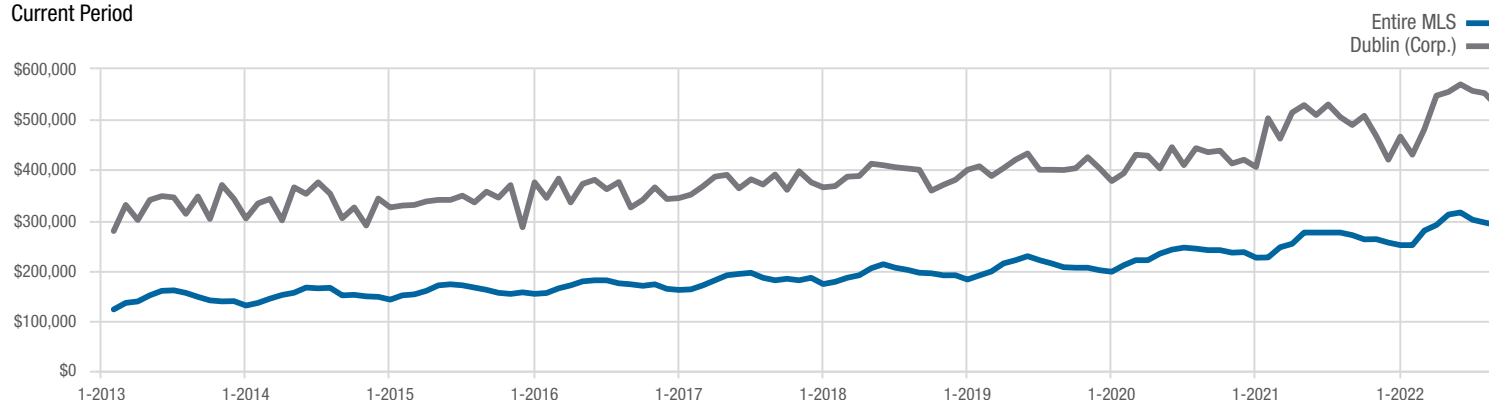
### In Contracts

■ 2021 ■ 2022



### Median Sales Price

Current Period



Each data point represents the median sales price in a given month.

# Local Market Update – September 2022

A RESEARCH TOOL PROVIDED BY THE COLUMBUS REALTORS®  
BASED ON RESIDENTIAL LISTING DATA ONLY

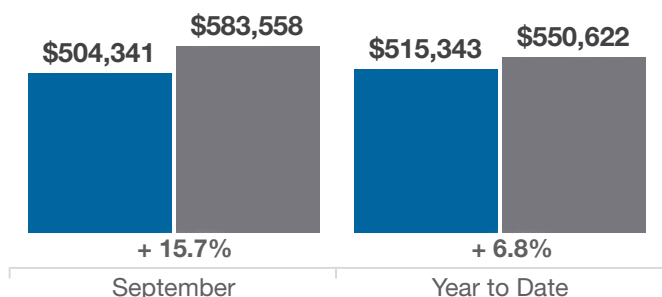


## Dublin (Corp.)

Franklin, Delaware and Union Counties

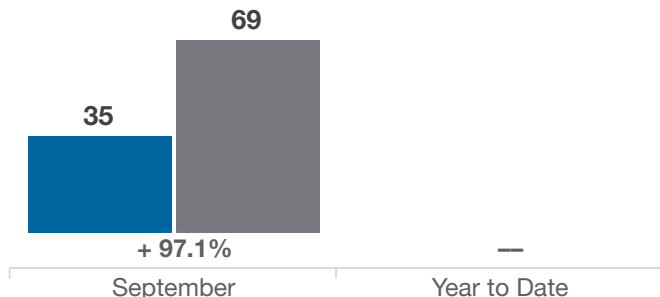
### Average Sales Price

■ 2021 ■ 2022



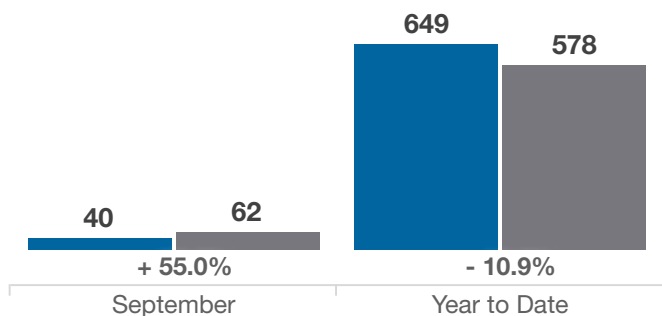
### Inventory of Homes for Sale

■ 2021 ■ 2022



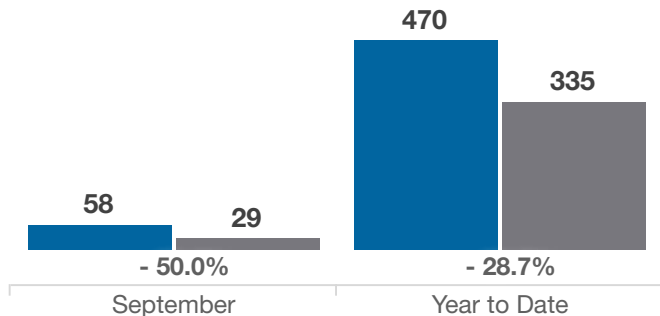
### New Listings

■ 2021 ■ 2022



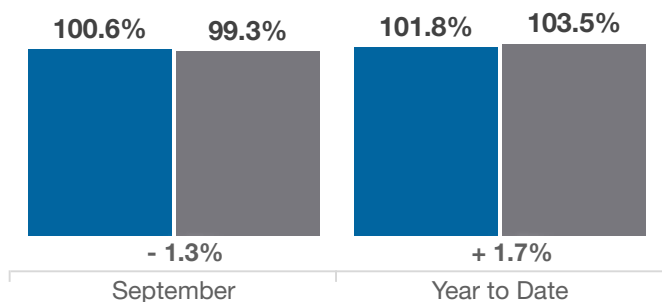
### Single Family Sales

■ 2021 ■ 2022



### Pct. Of Orig. List Price Received

■ 2021 ■ 2022



### Condo Sales

■ 2021 ■ 2022

