

Local Market Update – September 2022

A RESEARCH TOOL PROVIDED BY THE COLUMBUS REALTORS®
BASED ON RESIDENTIAL LISTING DATA ONLY



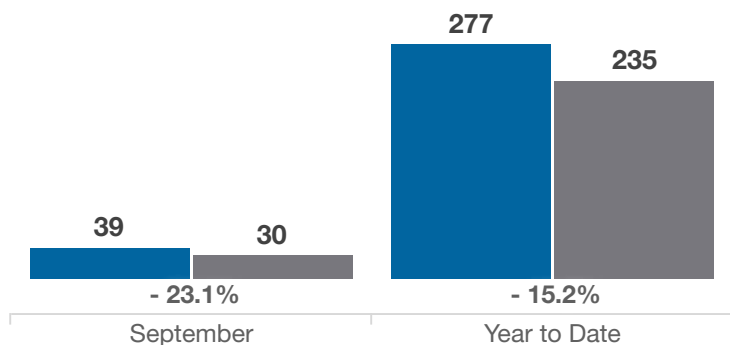
Fayette County

Key Metrics	September			Year to Date		
	2021	2022	% Change	Thru 9-2021	Thru 9-2022	% Change
Closed Sales	39	30	- 23.1%	277	235	- 15.2%
In Contracts	43	31	- 27.9%	308	242	- 21.4%
Average Sales Price*	\$170,323	\$191,177	+ 12.2%	\$171,437	\$193,276	+ 12.7%
Median Sales Price*	\$150,000	\$163,750	+ 9.2%	\$158,000	\$179,000	+ 13.3%
Average Price Per Square Foot*	\$114.53	\$126.28	+ 10.3%	\$108.54	\$124.75	+ 14.9%
Percent of Original List Price Received*	99.3%	94.7%	- 4.6%	99.5%	97.5%	- 2.0%
Percent of Last List Price Received*	100.7%	96.9%	- 3.8%	100.3%	99.7%	- 0.6%
Days on Market Until Sale	26	18	- 30.8%	27	17	- 37.0%
New Listings	37	24	- 35.1%	332	286	- 13.9%
Median List Price of New Listings	\$175,000	\$159,900	- 8.6%	\$154,900	\$179,900	+ 16.1%
Median List Price at Time of Sale	\$148,500	\$182,300	+ 22.8%	\$154,850	\$179,900	+ 16.2%
Inventory of Homes for Sale	44	35	- 20.5%	—	—	—
Months Supply of Inventory	1.4	1.3	- 7.1%	—	—	—

* Does not account for sale concessions and/or downpayment assistance. | Percent changes are calculated using rounded figures and can sometimes look extreme due to small sample size.

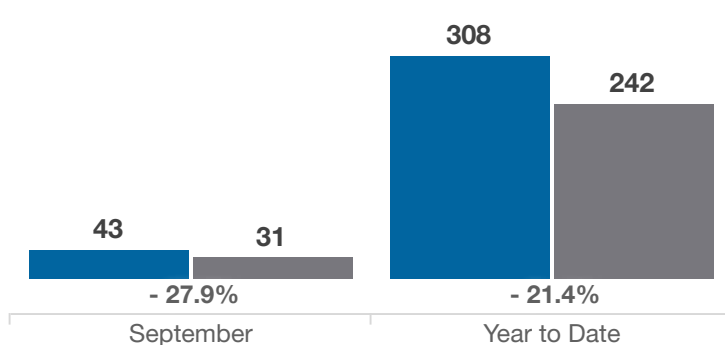
Closed Sales

■ 2021 ■ 2022



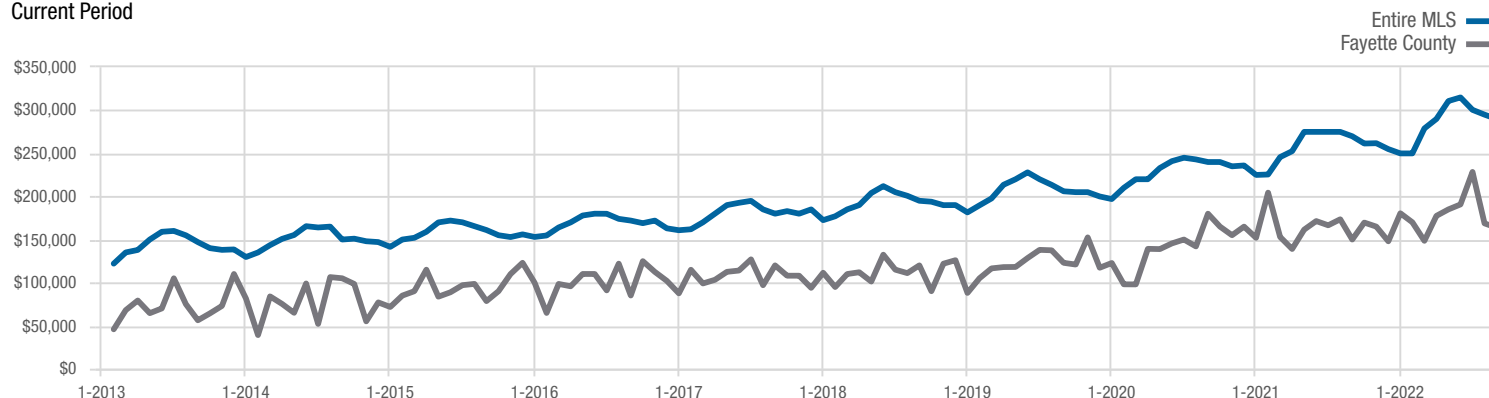
In Contracts

■ 2021 ■ 2022



Median Sales Price

Current Period



Each data point represents the median sales price in a given month.

Local Market Update – September 2022

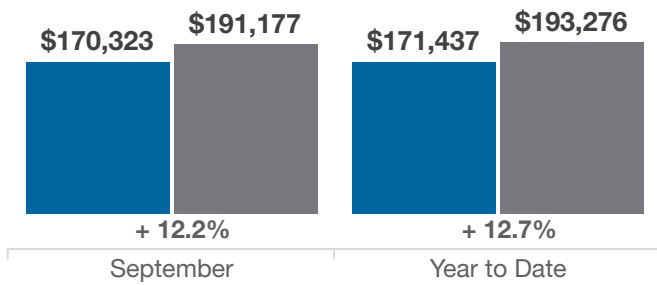
A RESEARCH TOOL PROVIDED BY THE COLUMBUS REALTORS®
BASED ON RESIDENTIAL LISTING DATA ONLY



Fayette County

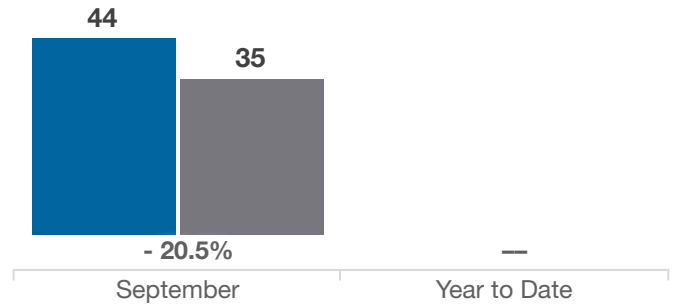
Average Sales Price

■ 2021 ■ 2022



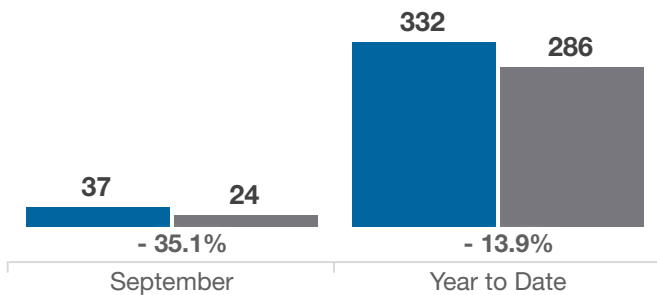
Inventory of Homes for Sale

■ 2021 ■ 2022



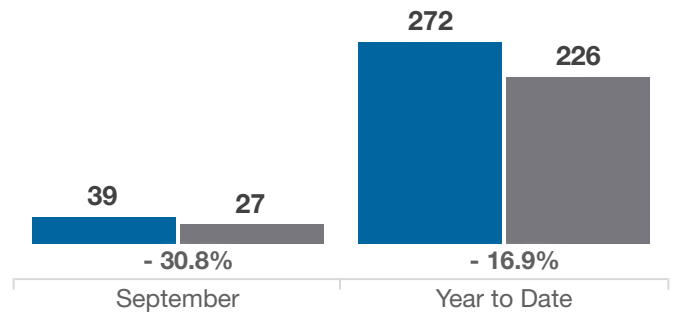
New Listings

■ 2021 ■ 2022



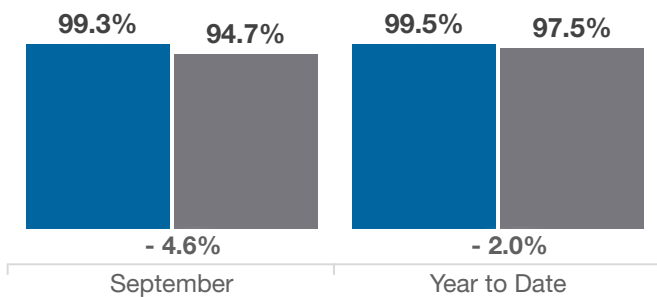
Single Family Sales

■ 2021 ■ 2022



Pct. Of Orig. List Price Received

■ 2021 ■ 2022



Condo Sales

■ 2021 ■ 2022

