

Local Market Update – September 2022

A RESEARCH TOOL PROVIDED BY THE COLUMBUS REALTORS®
BASED ON RESIDENTIAL LISTING DATA ONLY



Gahanna (Corp.)

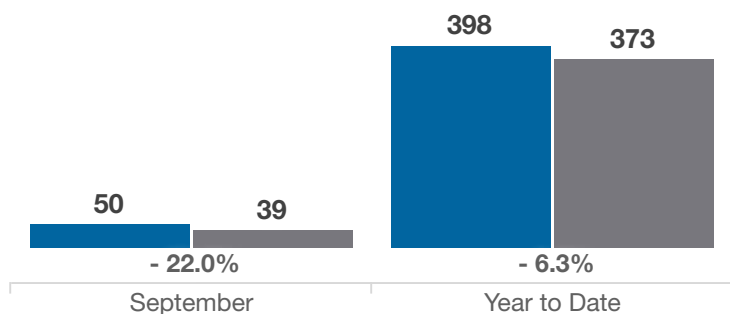
Franklin County

Key Metrics	September			Year to Date		
	2021	2022	% Change	Thru 9-2021	Thru 9-2022	% Change
Closed Sales	50	39	- 22.0%	398	373	- 6.3%
In Contracts	53	41	- 22.6%	433	387	- 10.6%
Average Sales Price*	\$338,940	\$351,919	+ 3.8%	\$316,433	\$373,118	+ 17.9%
Median Sales Price*	\$335,000	\$340,000	+ 1.5%	\$290,000	\$345,600	+ 19.2%
Average Price Per Square Foot*	\$176.86	\$192.09	+ 8.6%	\$170.95	\$196.48	+ 14.9%
Percent of Original List Price Received*	105.8%	100.3%	- 5.2%	104.7%	105.8%	+ 1.1%
Percent of Last List Price Received*	106.0%	100.9%	- 4.8%	104.7%	105.8%	+ 1.1%
Days on Market Until Sale	6	9	+ 50.0%	7	7	0.0%
New Listings	59	49	- 16.9%	468	446	- 4.7%
Median List Price of New Listings	\$325,000	\$349,900	+ 7.7%	\$289,900	\$332,450	+ 14.7%
Median List Price at Time of Sale	\$312,450	\$344,900	+ 10.4%	\$280,900	\$325,000	+ 15.7%
Inventory of Homes for Sale	35	40	+ 14.3%	—	—	—
Months Supply of Inventory	0.8	0.9	+ 12.5%	—	—	—

* Does not account for sale concessions and/or downpayment assistance. | Percent changes are calculated using rounded figures and can sometimes look extreme due to small sample size.

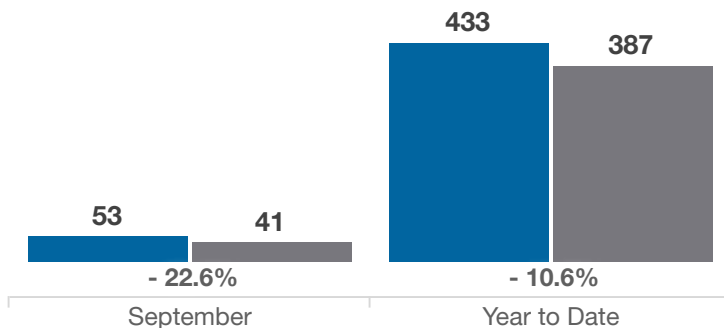
Closed Sales

■ 2021 ■ 2022



In Contracts

■ 2021 ■ 2022



Median Sales Price

Current Period



Each data point represents the median sales price in a given month.

Local Market Update – September 2022

A RESEARCH TOOL PROVIDED BY THE COLUMBUS REALTORS®
BASED ON RESIDENTIAL LISTING DATA ONLY

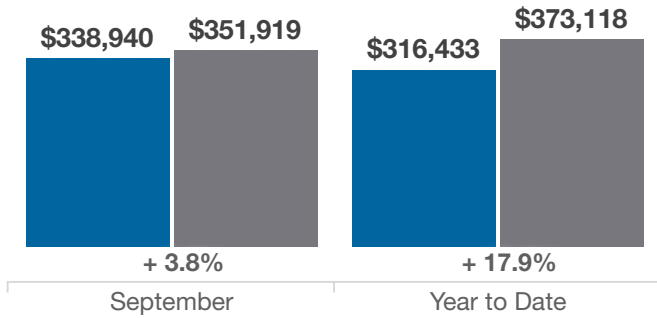


Gahanna (Corp.)

Franklin County

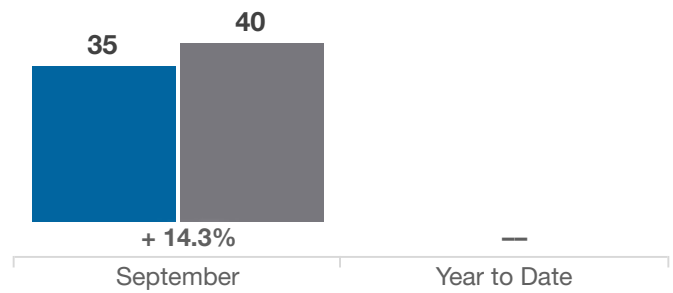
Average Sales Price

■ 2021 ■ 2022



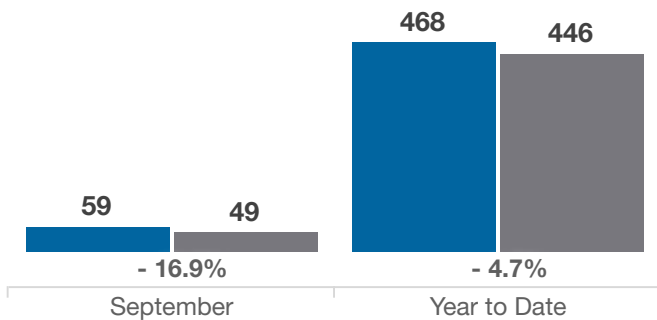
Inventory of Homes for Sale

■ 2021 ■ 2022



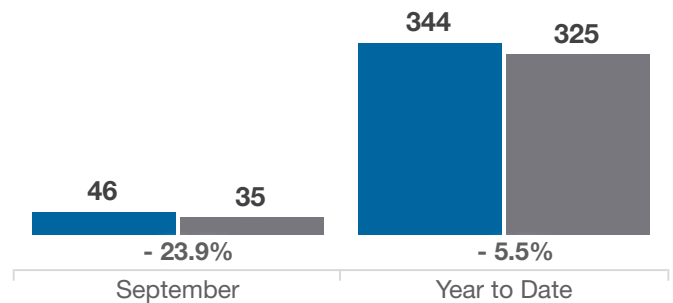
New Listings

■ 2021 ■ 2022



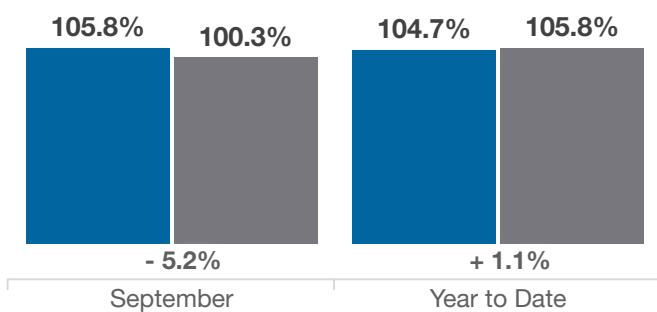
Single Family Sales

■ 2021 ■ 2022



Pct. Of Orig. List Price Received

■ 2021 ■ 2022



Condo Sales

■ 2021 ■ 2022

