

# Local Market Update – September 2022

A RESEARCH TOOL PROVIDED BY THE COLUMBUS REALTORS®  
BASED ON RESIDENTIAL LISTING DATA ONLY



## Groveport Madison Local School District

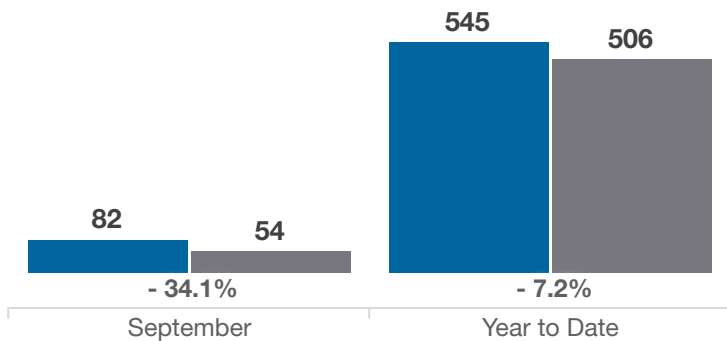
Franklin County

Key Metrics	September			Year to Date		
	2021	2022	% Change	Thru 9-2021	Thru 9-2022	% Change
Closed Sales	82	54	- 34.1%	545	506	- 7.2%
In Contracts	104	41	- 60.6%	613	503	- 17.9%
Average Sales Price*	\$227,400	\$250,326	+ 10.1%	\$206,472	\$246,582	+ 19.4%
Median Sales Price*	\$225,000	\$250,000	+ 11.1%	\$200,000	\$240,000	+ 20.0%
Average Price Per Square Foot*	\$146.76	\$166.60	+ 13.5%	\$140.43	\$164.30	+ 17.0%
Percent of Original List Price Received*	104.2%	100.8%	- 3.3%	104.5%	104.2%	- 0.3%
Percent of Last List Price Received*	104.3%	102.1%	- 2.1%	104.1%	104.2%	+ 0.1%
Days on Market Until Sale	6	11	+ 83.3%	8	9	+ 12.5%
New Listings	85	60	- 29.4%	630	574	- 8.9%
Median List Price of New Listings	\$205,000	\$229,900	+ 12.1%	\$192,000	\$230,000	+ 19.8%
Median List Price at Time of Sale	\$210,000	\$240,000	+ 14.3%	\$189,450	\$228,450	+ 20.6%
Inventory of Homes for Sale	21	66	+ 214.3%	—	—	—
Months Supply of Inventory	0.3	1.1	+ 266.7%	—	—	—

\* Does not account for sale concessions and/or downpayment assistance. | Percent changes are calculated using rounded figures and can sometimes look extreme due to small sample size.

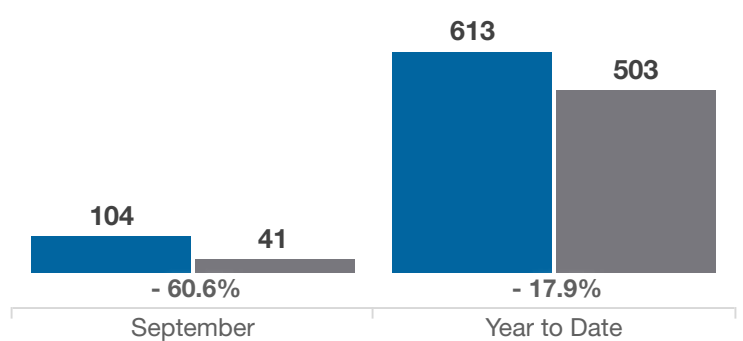
### Closed Sales

■ 2021 ■ 2022



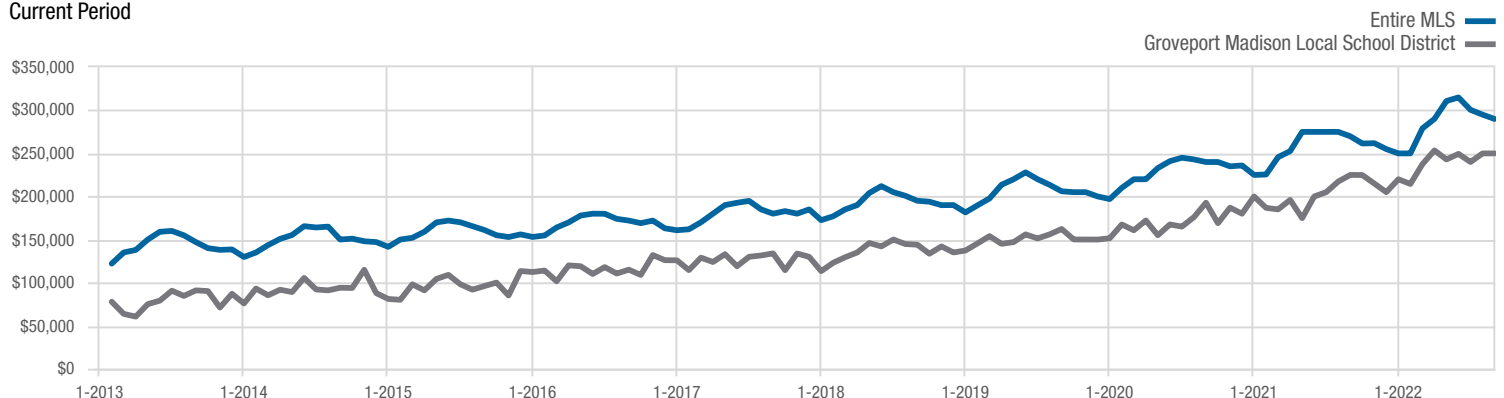
### In Contracts

■ 2021 ■ 2022



### Median Sales Price

Current Period



Each data point represents the median sales price in a given month.

# Local Market Update – September 2022

A RESEARCH TOOL PROVIDED BY THE COLUMBUS REALTORS®  
BASED ON RESIDENTIAL LISTING DATA ONLY

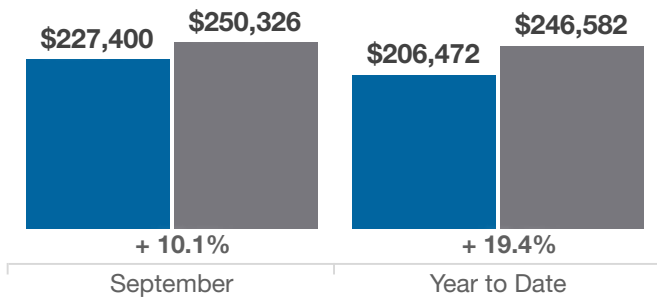


## Groveport Madison Local School District

Franklin County

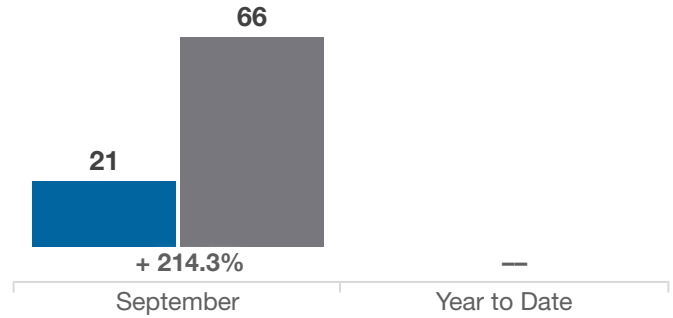
### Average Sales Price

■ 2021 ■ 2022



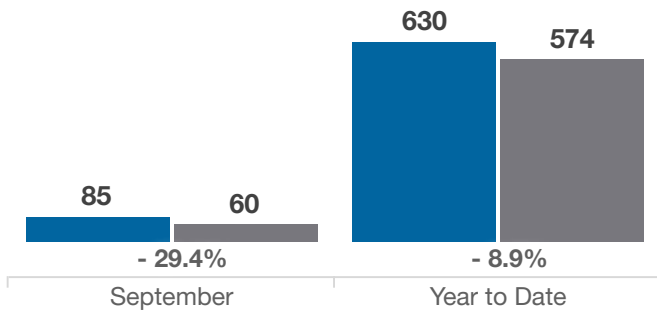
### Inventory of Homes for Sale

■ 2021 ■ 2022



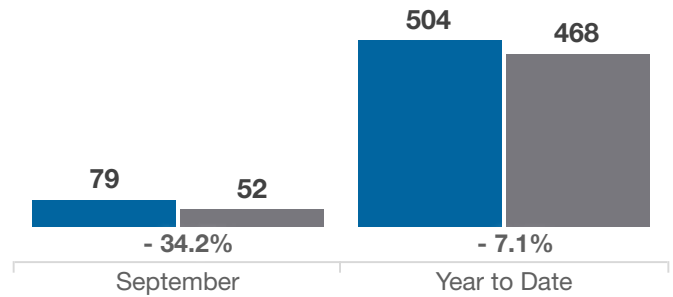
### New Listings

■ 2021 ■ 2022



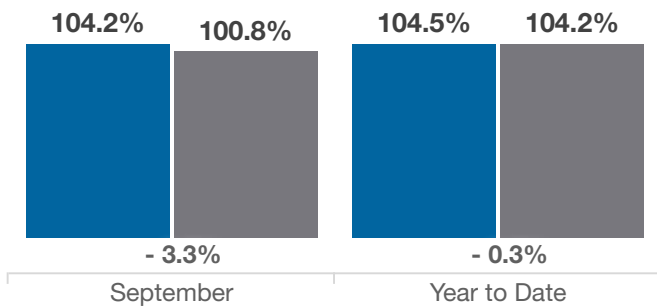
### Single Family Sales

■ 2021 ■ 2022



### Pct. Of Orig. List Price Received

■ 2021 ■ 2022



### Condo Sales

■ 2021 ■ 2022

