

# Local Market Update – September 2022

A RESEARCH TOOL PROVIDED BY THE COLUMBUS REALTORS®  
BASED ON RESIDENTIAL LISTING DATA ONLY



## Hamilton Local School District

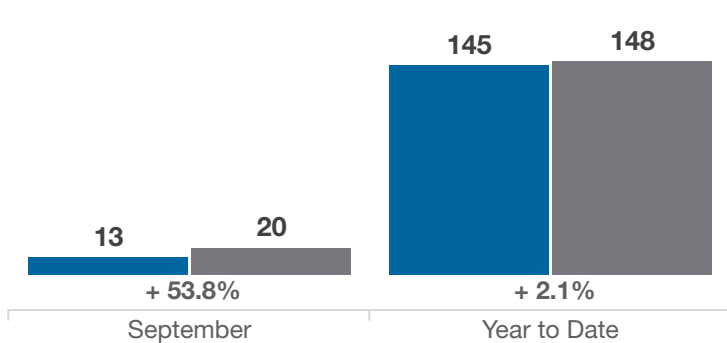
Franklin County

Key Metrics	September			Year to Date		
	2021	2022	% Change	Thru 9-2021	Thru 9-2022	% Change
Closed Sales	13	20	+ 53.8%	145	148	+ 2.1%
In Contracts	18	16	- 11.1%	162	155	- 4.3%
Average Sales Price*	\$158,277	\$194,206	+ 22.7%	\$188,638	\$214,753	+ 13.8%
Median Sales Price*	\$199,900	\$195,950	- 2.0%	\$195,000	\$220,000	+ 12.8%
Average Price Per Square Foot*	\$114.45	\$159.57	+ 39.4%	\$129.11	\$153.44	+ 18.8%
Percent of Original List Price Received*	100.4%	97.8%	- 2.6%	102.4%	100.4%	- 2.0%
Percent of Last List Price Received*	101.7%	98.7%	- 2.9%	102.1%	100.9%	- 1.2%
Days on Market Until Sale	14	12	- 14.3%	11	12	+ 9.1%
New Listings	18	21	+ 16.7%	176	170	- 3.4%
Median List Price of New Listings	\$192,400	\$248,000	+ 28.9%	\$185,000	\$214,950	+ 16.2%
Median List Price at Time of Sale	\$185,000	\$193,950	+ 4.8%	\$185,000	\$205,000	+ 10.8%
Inventory of Homes for Sale	12	17	+ 41.7%	—	—	—
Months Supply of Inventory	0.7	1.0	+ 42.9%	—	—	—

\* Does not account for sale concessions and/or downpayment assistance. | Percent changes are calculated using rounded figures and can sometimes look extreme due to small sample size.

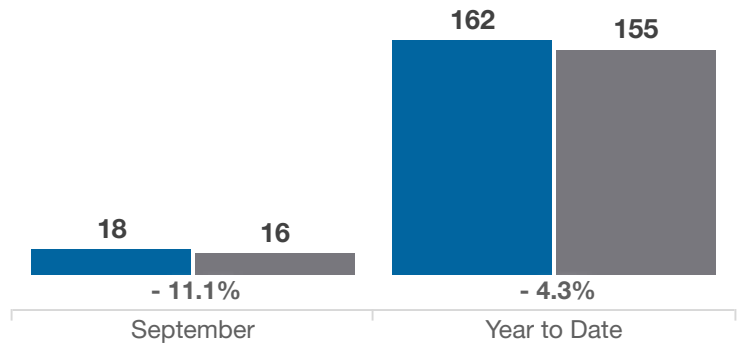
### Closed Sales

■ 2021 ■ 2022



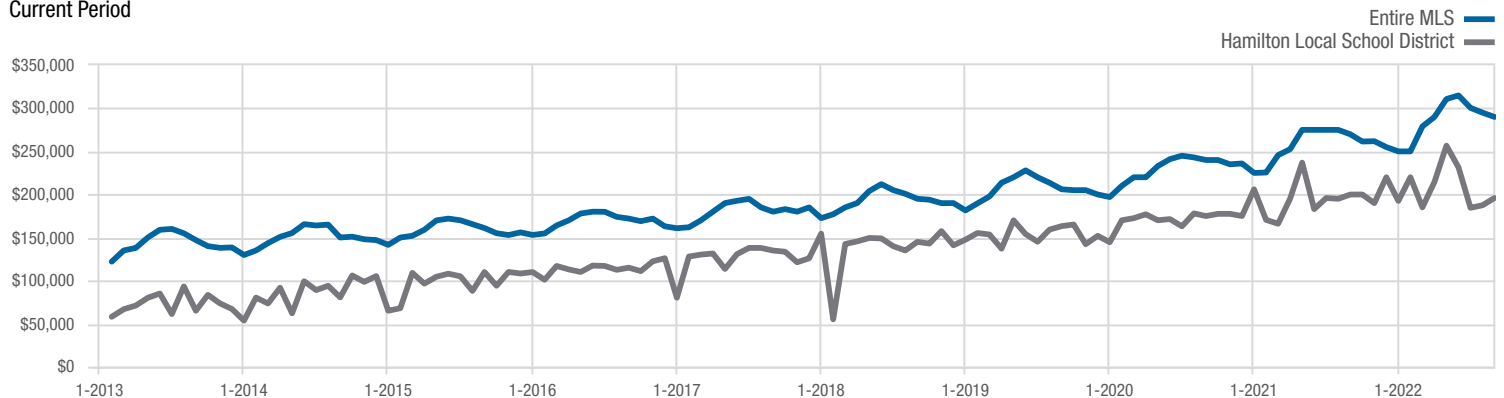
### In Contracts

■ 2021 ■ 2022



### Median Sales Price

Current Period



Each data point represents the median sales price in a given month.

# Local Market Update – September 2022

A RESEARCH TOOL PROVIDED BY THE COLUMBUS REALTORS®  
BASED ON RESIDENTIAL LISTING DATA ONLY

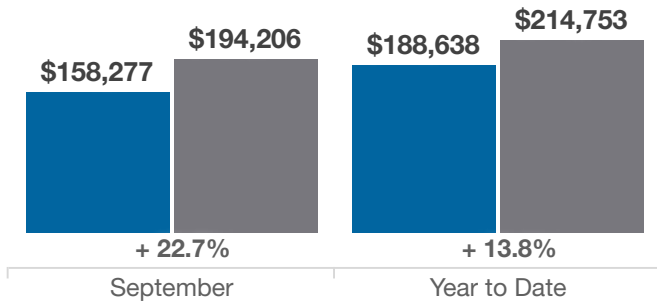


## Hamilton Local School District

Franklin County

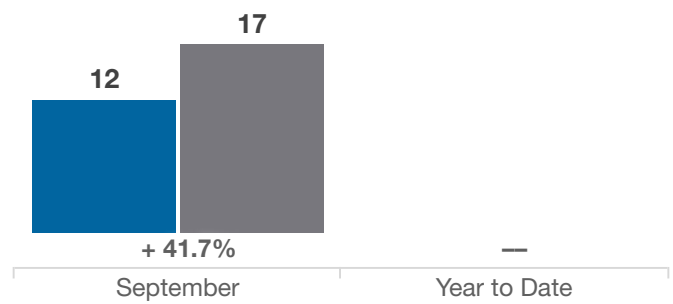
### Average Sales Price

■ 2021 ■ 2022



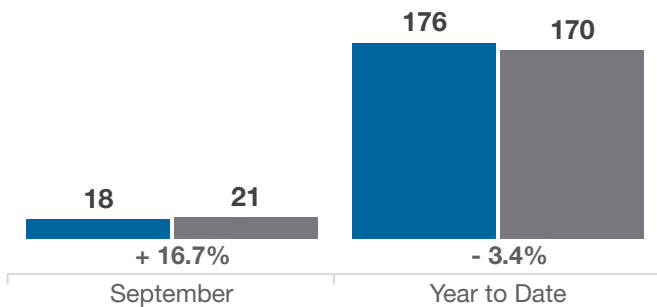
### Inventory of Homes for Sale

■ 2021 ■ 2022



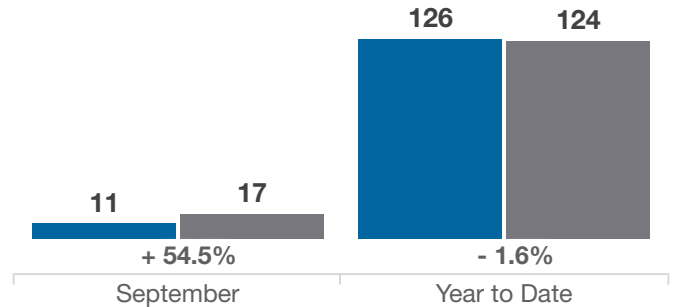
### New Listings

■ 2021 ■ 2022



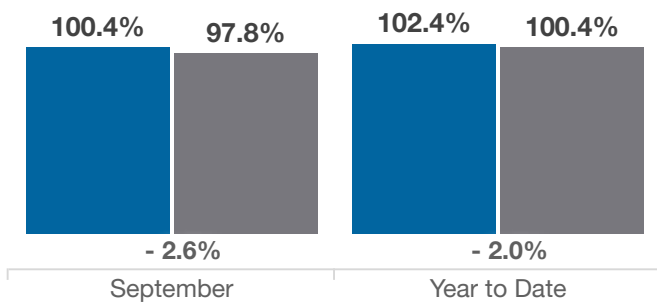
### Single Family Sales

■ 2021 ■ 2022



### Pct. Of Orig. List Price Received

■ 2021 ■ 2022



### Condo Sales

■ 2021 ■ 2022

