

# Local Market Update – September 2022

A RESEARCH TOOL PROVIDED BY THE COLUMBUS REALTORS®  
BASED ON RESIDENTIAL LISTING DATA ONLY



## Jefferson Local School District (West Jefferson)

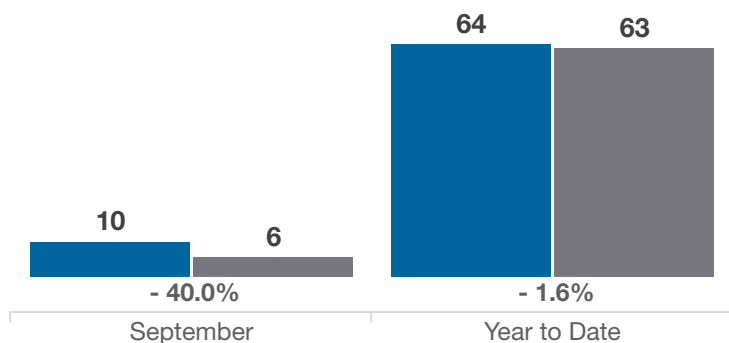
Madison County

Key Metrics	September			Year to Date		
	2021	2022	% Change	Thru 9-2021	Thru 9-2022	% Change
Closed Sales	10	6	- 40.0%	64	63	- 1.6%
In Contracts	14	6	- 57.1%	73	65	- 11.0%
Average Sales Price*	\$194,240	\$382,917	+ 97.1%	\$240,459	\$281,428	+ 17.0%
Median Sales Price*	\$195,000	\$217,500	+ 11.5%	\$200,000	\$235,214	+ 17.6%
Average Price Per Square Foot*	\$169.56	\$203.92	+ 20.3%	\$154.73	\$177.55	+ 14.7%
Percent of Original List Price Received*	101.1%	98.0%	- 3.1%	100.6%	99.2%	- 1.4%
Percent of Last List Price Received*	102.1%	99.7%	- 2.4%	102.2%	100.8%	- 1.4%
Days on Market Until Sale	14	19	+ 35.7%	13	12	- 7.7%
New Listings	9	10	+ 11.1%	77	76	- 1.3%
Median List Price of New Listings	\$225,000	\$314,900	+ 40.0%	\$199,900	\$232,500	+ 16.3%
Median List Price at Time of Sale	\$185,000	\$215,000	+ 16.2%	\$197,450	\$230,000	+ 16.5%
Inventory of Homes for Sale	3	6	+ 100.0%	—	—	—
Months Supply of Inventory	0.4	0.9	+ 125.0%	—	—	—

\* Does not account for sale concessions and/or downpayment assistance. | Percent changes are calculated using rounded figures and can sometimes look extreme due to small sample size.

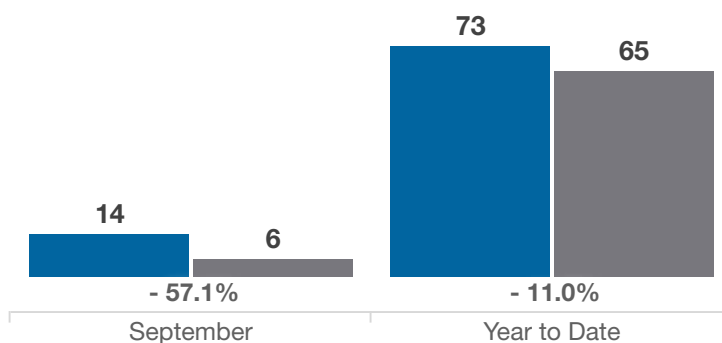
### Closed Sales

■ 2021 ■ 2022



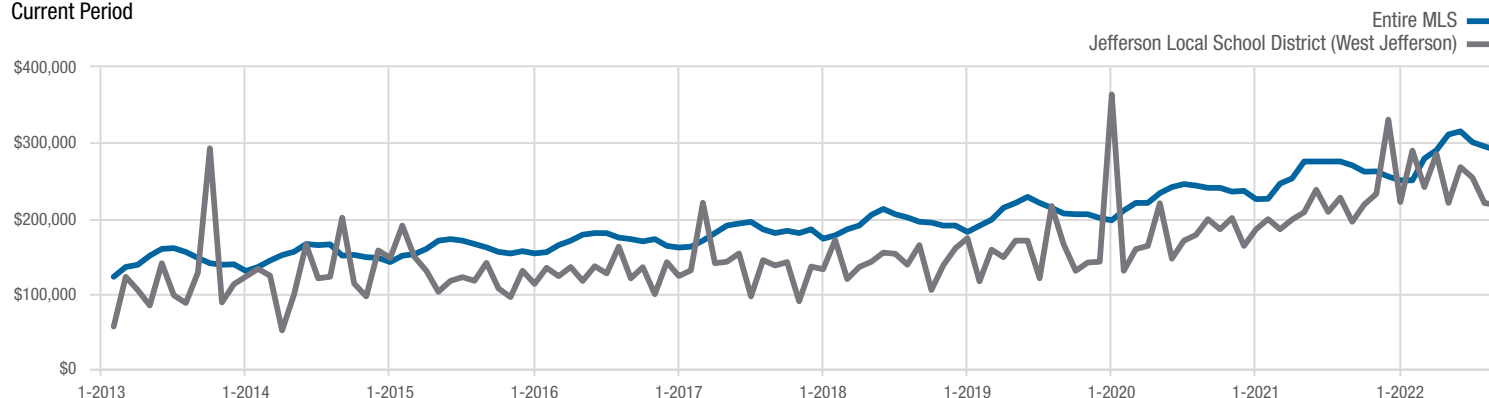
### In Contracts

■ 2021 ■ 2022



### Median Sales Price

Current Period



Each data point represents the median sales price in a given month.

# Local Market Update – September 2022

A RESEARCH TOOL PROVIDED BY THE COLUMBUS REALTORS®  
BASED ON RESIDENTIAL LISTING DATA ONLY

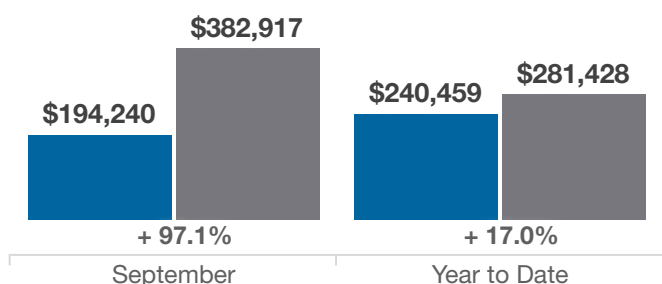


## Jefferson Local School District (West Jefferson)

Madison County

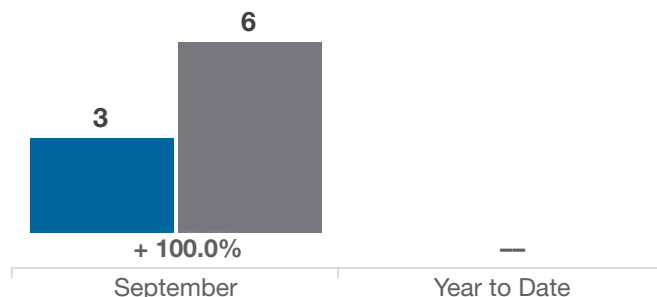
### Average Sales Price

■ 2021 ■ 2022



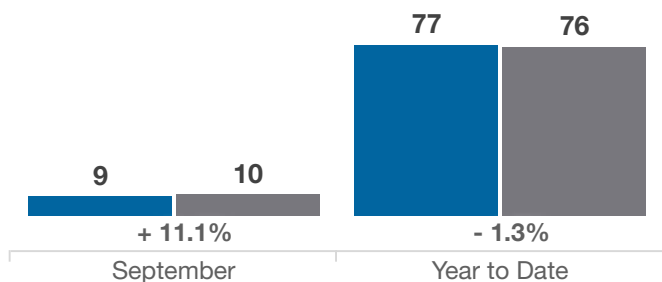
### Inventory of Homes for Sale

■ 2021 ■ 2022



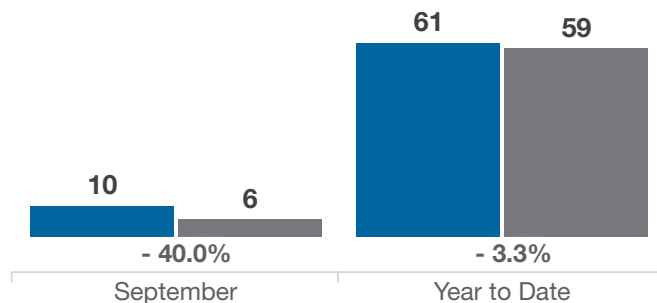
### New Listings

■ 2021 ■ 2022



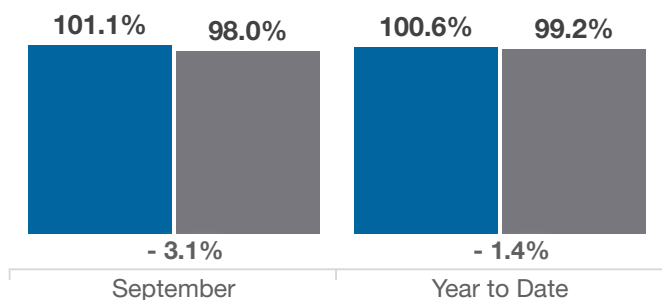
### Single Family Sales

■ 2021 ■ 2022



### Pct. Of Orig. List Price Received

■ 2021 ■ 2022



### Condo Sales

■ 2021 ■ 2022

