

Local Market Update – September 2022

A RESEARCH TOOL PROVIDED BY THE COLUMBUS REALTORS®
BASED ON RESIDENTIAL LISTING DATA ONLY



Jonathan Alder Local School District (Plain City)

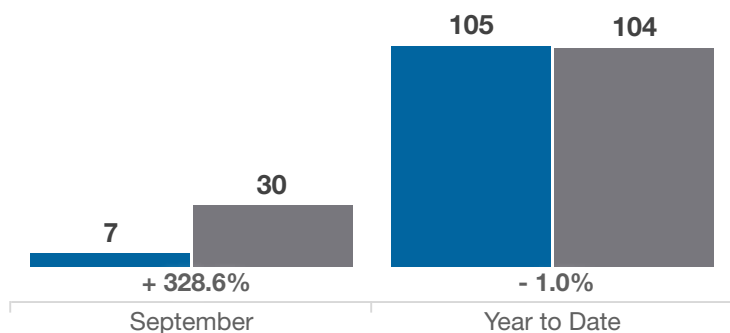
Madison and Union Counties

Key Metrics	September			Year to Date		
	2021	2022	% Change	Thru 9-2021	Thru 9-2022	% Change
Closed Sales	7	30	+ 328.6%	105	104	- 1.0%
In Contracts	11	16	+ 45.5%	105	118	+ 12.4%
Average Sales Price*	\$297,214	\$477,711	+ 60.7%	\$393,712	\$444,093	+ 12.8%
Median Sales Price*	\$290,000	\$451,900	+ 55.8%	\$385,000	\$435,000	+ 13.0%
Average Price Per Square Foot*	\$176.49	\$211.20	+ 19.7%	\$182.99	\$202.96	+ 10.9%
Percent of Original List Price Received*	98.0%	99.4%	+ 1.4%	100.0%	101.8%	+ 1.8%
Percent of Last List Price Received*	99.4%	100.0%	+ 0.6%	100.6%	102.5%	+ 1.9%
Days on Market Until Sale	7	14	+ 100.0%	12	14	+ 16.7%
New Listings	16	17	+ 6.3%	116	147	+ 26.7%
Median List Price of New Listings	\$382,000	\$399,900	+ 4.7%	\$392,400	\$435,000	+ 10.9%
Median List Price at Time of Sale	\$290,000	\$455,195	+ 57.0%	\$379,900	\$434,900	+ 14.5%
Inventory of Homes for Sale	16	22	+ 37.5%	—	—	—
Months Supply of Inventory	1.4	1.7	+ 21.4%	—	—	—

* Does not account for sale concessions and/or downpayment assistance. | Percent changes are calculated using rounded figures and can sometimes look extreme due to small sample size.

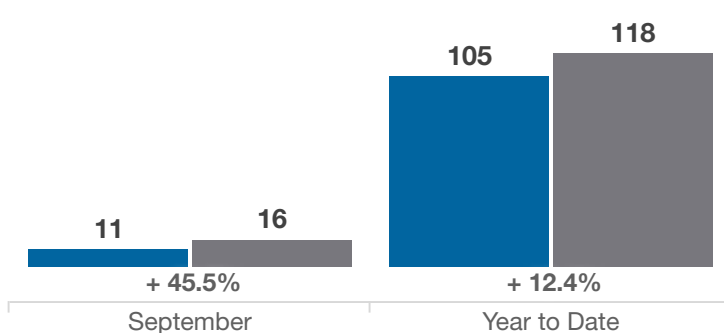
Closed Sales

■ 2021 ■ 2022



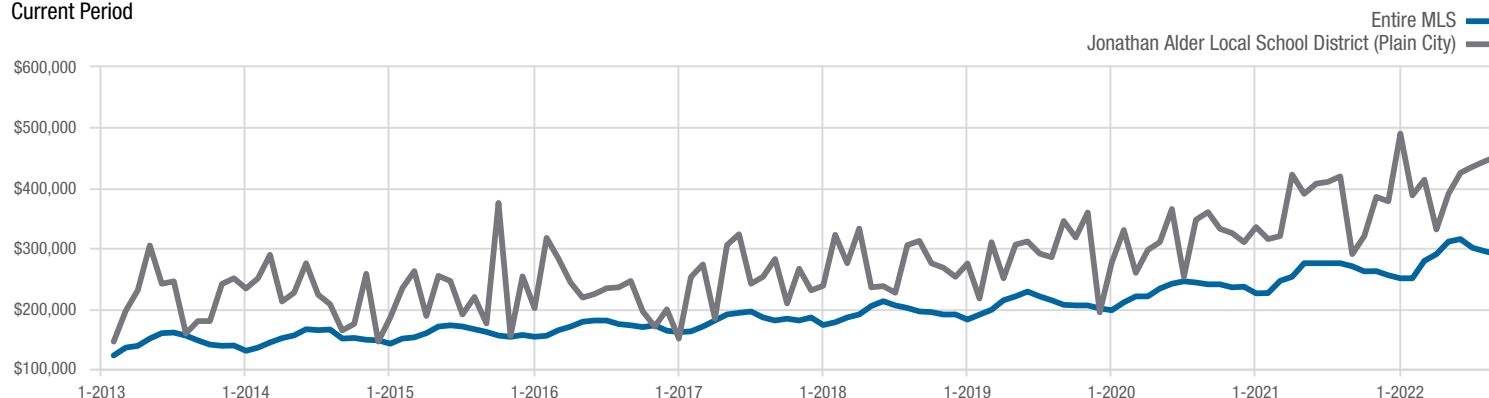
In Contracts

■ 2021 ■ 2022



Median Sales Price

Current Period



Each data point represents the median sales price in a given month.

Local Market Update – September 2022

A RESEARCH TOOL PROVIDED BY THE COLUMBUS REALTORS®
BASED ON RESIDENTIAL LISTING DATA ONLY

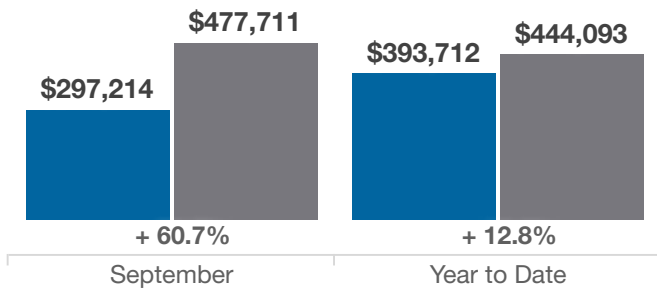


Jonathan Alder Local School District (Plain City)

Madison and Union Counties

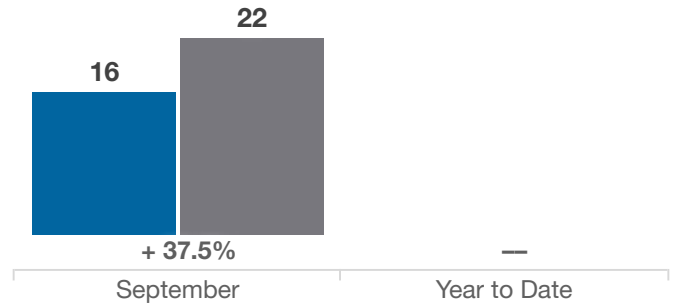
Average Sales Price

■ 2021 ■ 2022



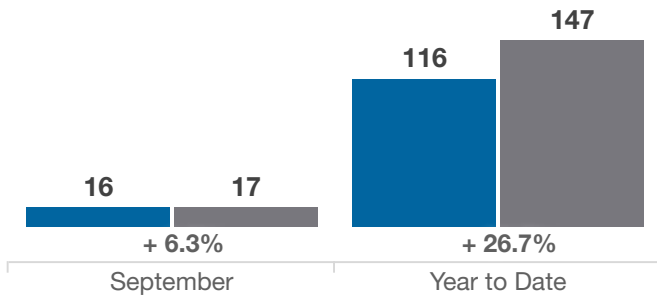
Inventory of Homes for Sale

■ 2021 ■ 2022



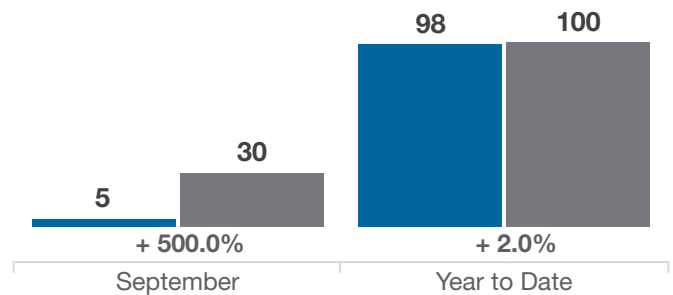
New Listings

■ 2021 ■ 2022



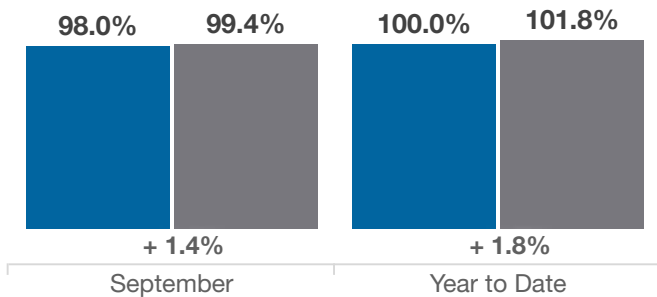
Single Family Sales

■ 2021 ■ 2022



Pct. Of Orig. List Price Received

■ 2021 ■ 2022



Condo Sales

■ 2021 ■ 2022

