

Local Market Update – September 2022

A RESEARCH TOOL PROVIDED BY THE COLUMBUS REALTORS®
BASED ON RESIDENTIAL LISTING DATA ONLY



Miami Trace Local School District

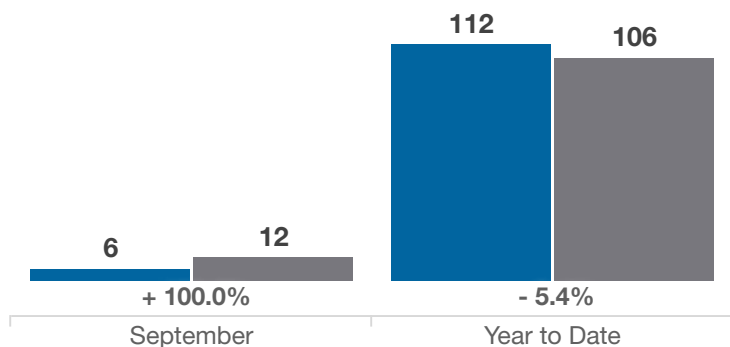
Fayette, Madison, Pickaway and Ross Counties

Key Metrics	September			Year to Date		
	2021	2022	% Change	Thru 9-2021	Thru 9-2022	% Change
Closed Sales	6	12	+ 100.0%	112	106	- 5.4%
In Contracts	16	11	- 31.3%	121	106	- 12.4%
Average Sales Price*	\$209,483	\$236,417	+ 12.9%	\$194,044	\$215,061	+ 10.8%
Median Sales Price*	\$229,950	\$217,500	- 5.4%	\$178,000	\$206,500	+ 16.0%
Average Price Per Square Foot*	\$128.55	\$134.08	+ 4.3%	\$117.58	\$136.49	+ 16.1%
Percent of Original List Price Received*	90.9%	87.8%	- 3.4%	98.8%	97.0%	- 1.8%
Percent of Last List Price Received*	95.6%	92.5%	- 3.2%	100.4%	99.4%	- 1.0%
Days on Market Until Sale	20	27	+ 35.0%	21	19	- 9.5%
New Listings	15	15	0.0%	132	130	- 1.5%
Median List Price of New Listings	\$175,000	\$199,900	+ 14.2%	\$174,900	\$199,900	+ 14.3%
Median List Price at Time of Sale	\$224,950	\$221,200	- 1.7%	\$175,000	\$199,900	+ 14.2%
Inventory of Homes for Sale	19	17	- 10.5%	—	—	—
Months Supply of Inventory	1.5	1.4	- 6.7%	—	—	—

* Does not account for sale concessions and/or downpayment assistance. | Percent changes are calculated using rounded figures and can sometimes look extreme due to small sample size.

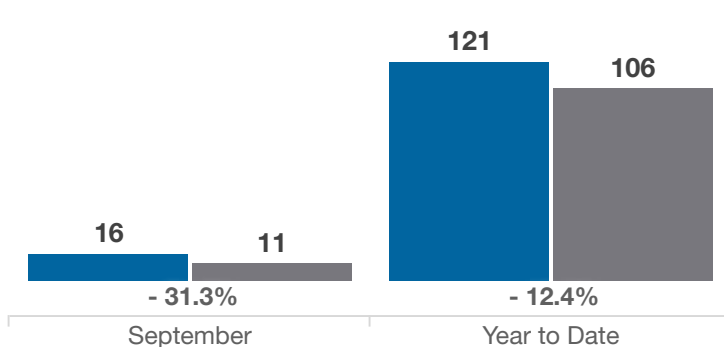
Closed Sales

■ 2021 ■ 2022



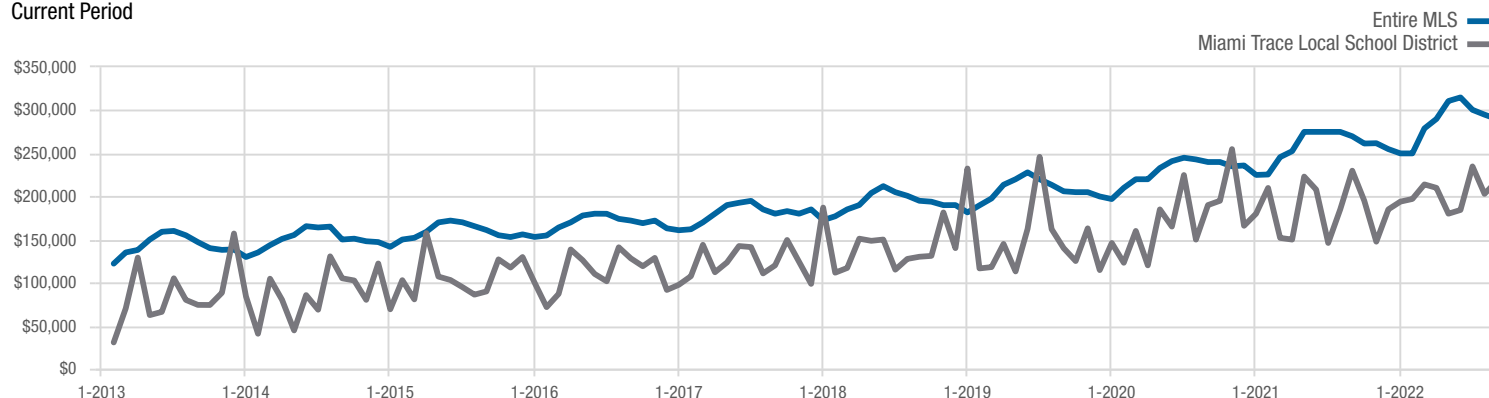
In Contracts

■ 2021 ■ 2022



Median Sales Price

Current Period



Each data point represents the median sales price in a given month.

Local Market Update – September 2022

A RESEARCH TOOL PROVIDED BY THE COLUMBUS REALTORS®
BASED ON RESIDENTIAL LISTING DATA ONLY

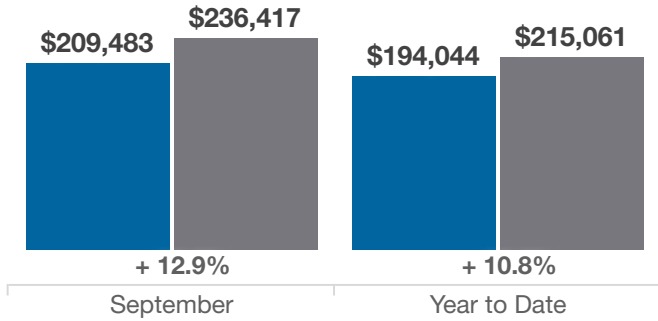


Miami Trace Local School District

Fayette, Madison, Pickaway and Ross Counties

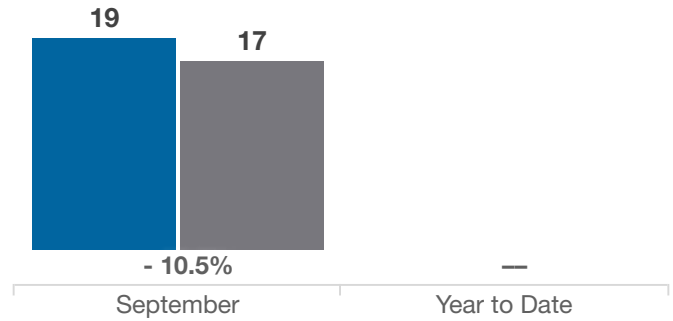
Average Sales Price

■ 2021 ■ 2022



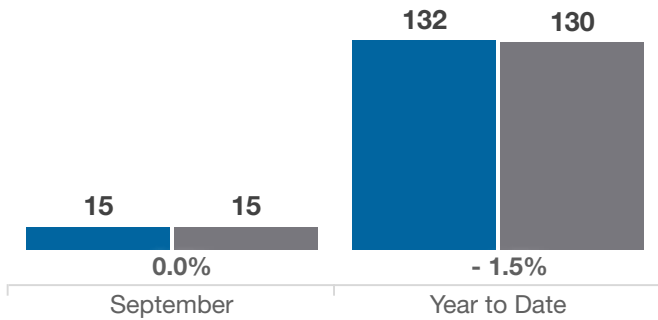
Inventory of Homes for Sale

■ 2021 ■ 2022



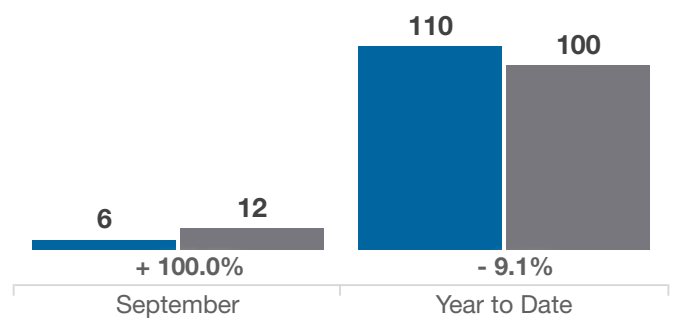
New Listings

■ 2021 ■ 2022



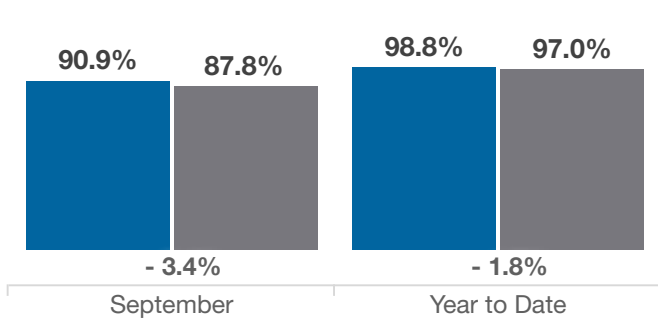
Single Family Sales

■ 2021 ■ 2022



Pct. Of Orig. List Price Received

■ 2021 ■ 2022



Condo Sales

■ 2021 ■ 2022

