

# Local Market Update – September 2022

A RESEARCH TOOL PROVIDED BY THE COLUMBUS REALTORS®  
BASED ON RESIDENTIAL LISTING DATA ONLY



## Northridge Local School District

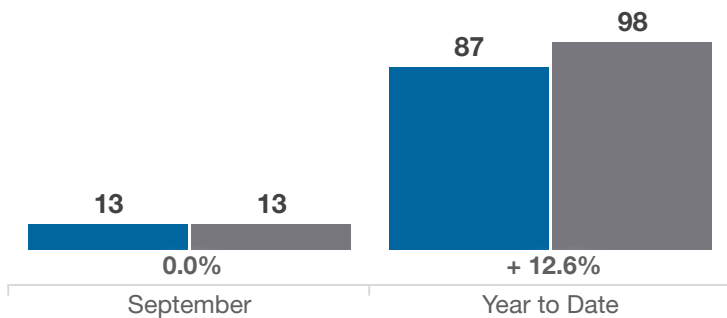
Delaware, Knox and Licking Counties

Key Metrics	September			Year to Date		
	2021	2022	% Change	Thru 9-2021	Thru 9-2022	% Change
Closed Sales	13	13	0.0%	87	98	+ 12.6%
In Contracts	15	12	- 20.0%	96	104	+ 8.3%
Average Sales Price*	\$312,838	\$466,989	+ 49.3%	\$356,129	\$416,922	+ 17.1%
Median Sales Price*	\$306,000	\$423,000	+ 38.2%	\$324,950	\$391,000	+ 20.3%
Average Price Per Square Foot*	\$167.91	\$220.12	+ 31.1%	\$161.66	\$219.26	+ 35.6%
Percent of Original List Price Received*	101.8%	98.6%	- 3.1%	102.1%	100.5%	- 1.6%
Percent of Last List Price Received*	100.8%	98.9%	- 1.9%	101.8%	101.2%	- 0.6%
Days on Market Until Sale	15	32	+ 113.3%	17	60	+ 252.9%
New Listings	16	10	- 37.5%	130	98	- 24.6%
Median List Price of New Listings	\$359,900	\$412,400	+ 14.6%	\$349,900	\$398,200	+ 13.8%
Median List Price at Time of Sale	\$299,900	\$439,900	+ 46.7%	\$316,250	\$389,782	+ 23.3%
Inventory of Homes for Sale	30	19	- 36.7%	—	—	—
Months Supply of Inventory	2.9	1.7	- 41.4%	—	—	—

\* Does not account for sale concessions and/or downpayment assistance. | Percent changes are calculated using rounded figures and can sometimes look extreme due to small sample size.

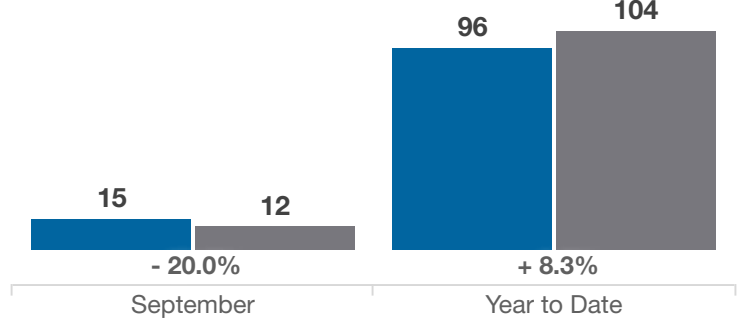
### Closed Sales

■ 2021 ■ 2022



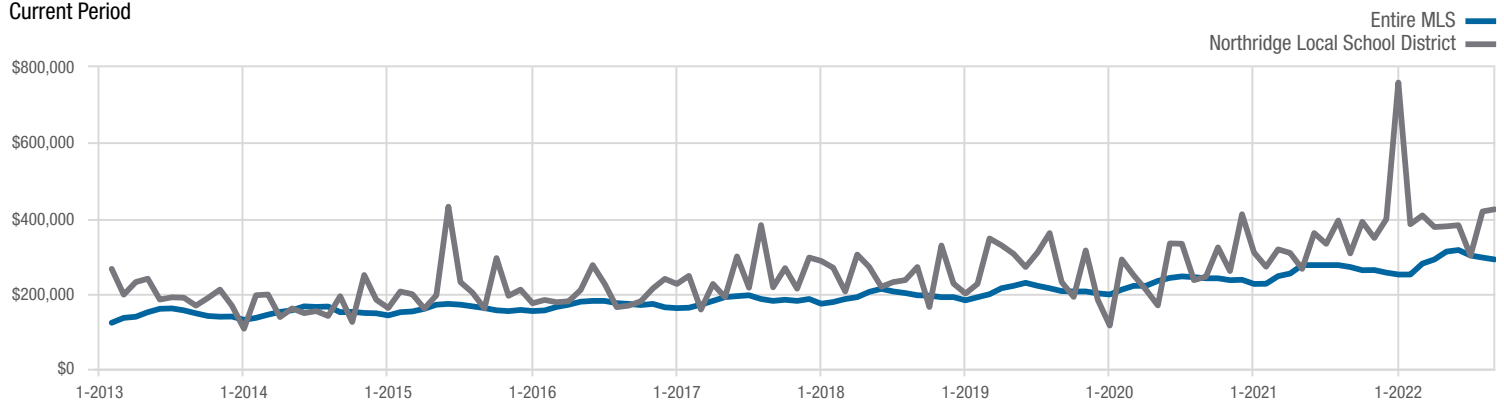
### In Contracts

■ 2021 ■ 2022



### Median Sales Price

Current Period



Each data point represents the median sales price in a given month.

# Local Market Update – September 2022

A RESEARCH TOOL PROVIDED BY THE COLUMBUS REALTORS®  
BASED ON RESIDENTIAL LISTING DATA ONLY

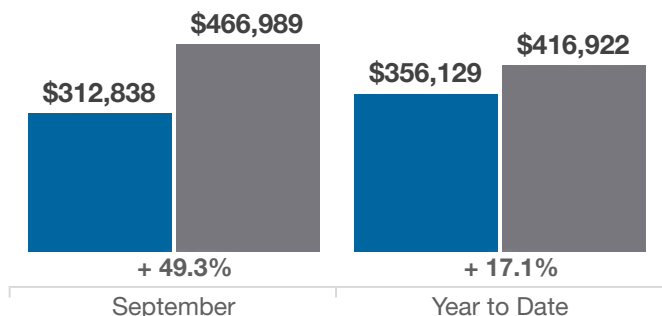


## Northridge Local School District

Delaware, Knox and Licking Counties

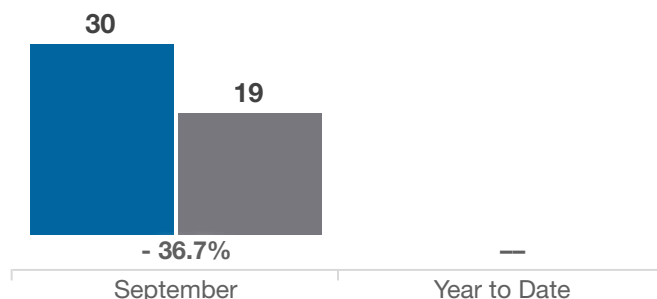
### Average Sales Price

■ 2021 ■ 2022



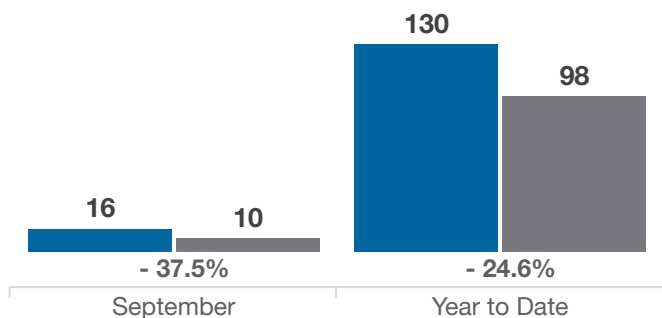
### Inventory of Homes for Sale

■ 2021 ■ 2022



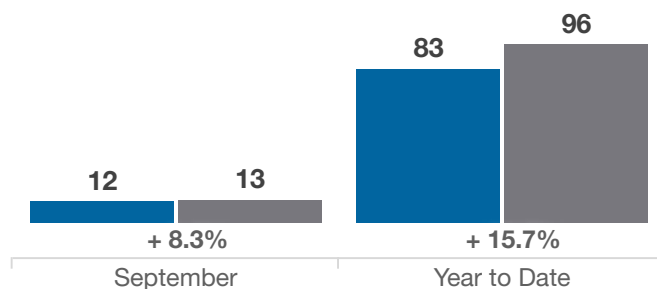
### New Listings

■ 2021 ■ 2022



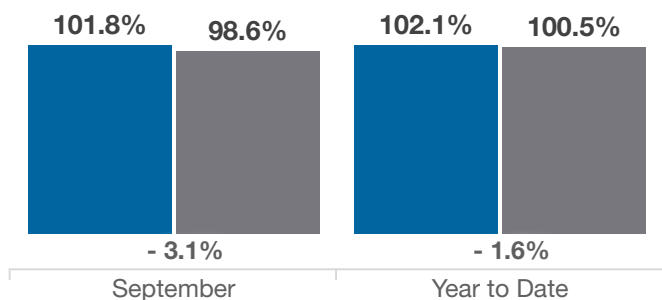
### Single Family Sales

■ 2021 ■ 2022



### Pct. Of Orig. List Price Received

■ 2021 ■ 2022



### Condo Sales

■ 2021 ■ 2022

