

Local Market Update – September 2022

A RESEARCH TOOL PROVIDED BY THE COLUMBUS REALTORS®
BASED ON RESIDENTIAL LISTING DATA ONLY



Obetz (Corp.)

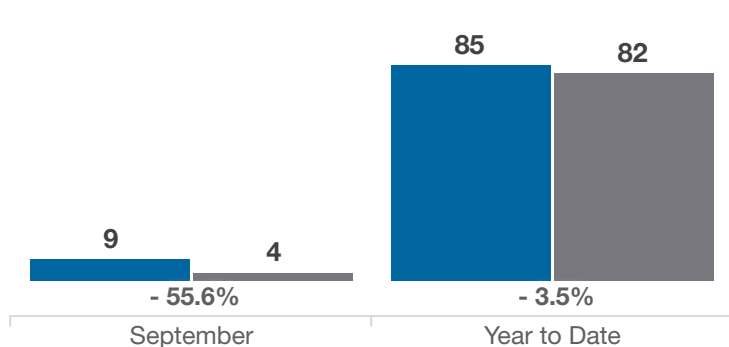
Franklin County

Key Metrics	September			Year to Date		
	2021	2022	% Change	Thru 9-2021	Thru 9-2022	% Change
Closed Sales	9	4	- 55.6%	85	82	- 3.5%
In Contracts	14	5	- 64.3%	94	78	- 17.0%
Average Sales Price*	\$266,072	\$218,225	- 18.0%	\$245,239	\$285,024	+ 16.2%
Median Sales Price*	\$285,500	\$221,450	- 22.4%	\$238,970	\$287,950	+ 20.5%
Average Price Per Square Foot*	\$135.48	\$152.26	+ 12.4%	\$135.87	\$164.56	+ 21.1%
Percent of Original List Price Received*	103.3%	95.3%	- 7.7%	103.2%	101.6%	- 1.6%
Percent of Last List Price Received*	103.5%	98.4%	- 4.9%	102.1%	102.0%	- 0.1%
Days on Market Until Sale	7	19	+ 171.4%	12	23	+ 91.7%
New Listings	8	11	+ 37.5%	96	82	- 14.6%
Median List Price of New Listings	\$273,968	\$349,000	+ 27.4%	\$229,950	\$259,950	+ 13.0%
Median List Price at Time of Sale	\$275,000	\$217,400	- 20.9%	\$229,950	\$269,900	+ 17.4%
Inventory of Homes for Sale	2	10	+ 400.0%	—	—	—
Months Supply of Inventory	0.2	1.1	+ 450.0%	—	—	—

* Does not account for sale concessions and/or downpayment assistance. | Percent changes are calculated using rounded figures and can sometimes look extreme due to small sample size.

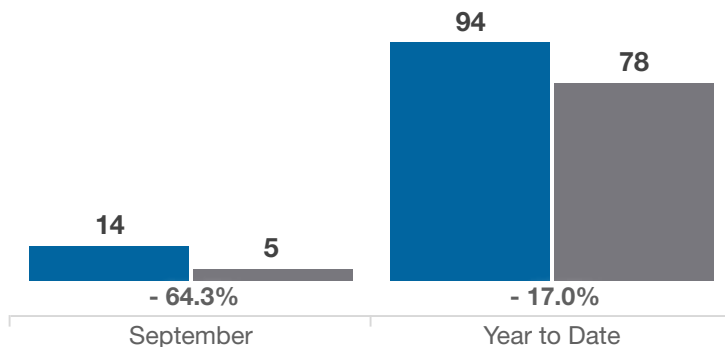
Closed Sales

■ 2021 ■ 2022



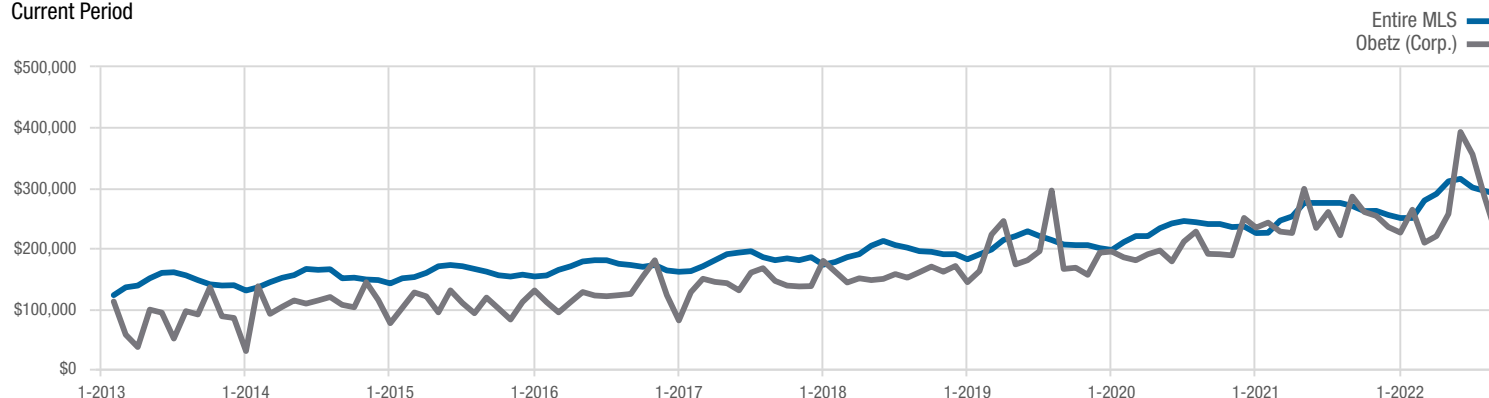
In Contracts

■ 2021 ■ 2022



Median Sales Price

Current Period



Each data point represents the median sales price in a given month.

Local Market Update – September 2022

A RESEARCH TOOL PROVIDED BY THE COLUMBUS REALTORS®
BASED ON RESIDENTIAL LISTING DATA ONLY

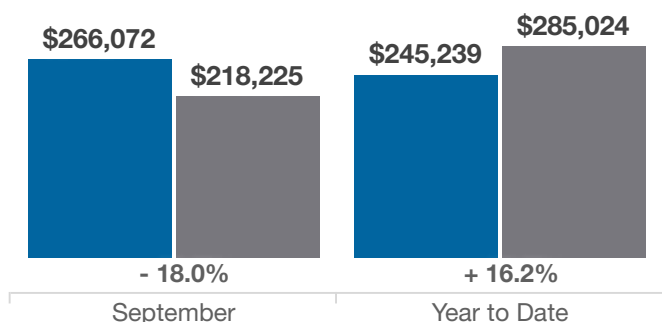


Obetz (Corp.)

Franklin County

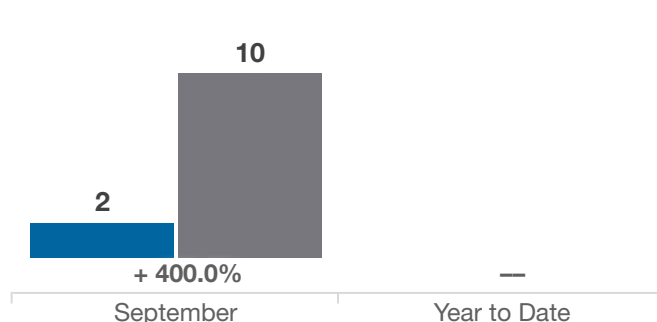
Average Sales Price

■ 2021 ■ 2022



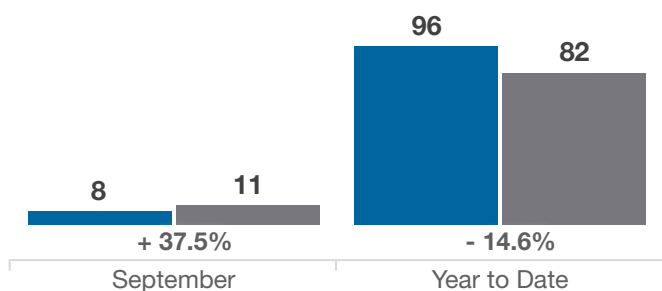
Inventory of Homes for Sale

■ 2021 ■ 2022



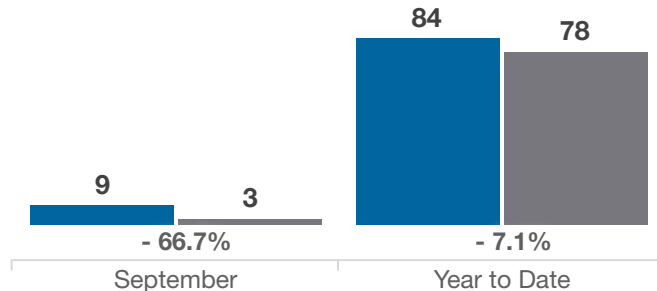
New Listings

■ 2021 ■ 2022



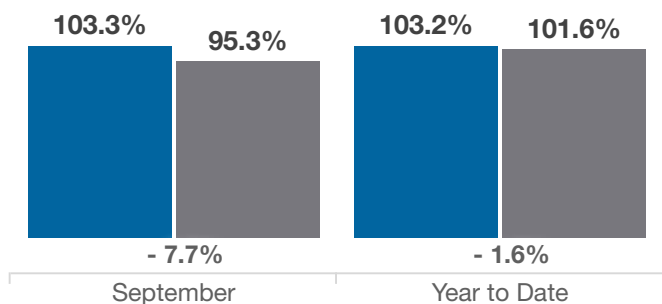
Single Family Sales

■ 2021 ■ 2022



Pct. Of Orig. List Price Received

■ 2021 ■ 2022



Condo Sales

■ 2021 ■ 2022

