

Local Market Update – September 2022

A RESEARCH TOOL PROVIDED BY THE COLUMBUS REALTORS®
BASED ON RESIDENTIAL LISTING DATA ONLY



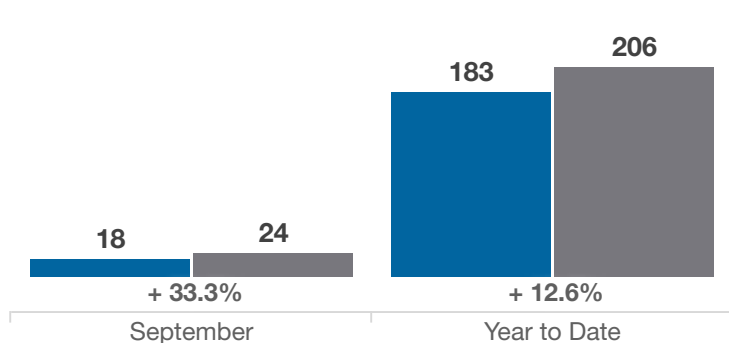
Perry County

| Key Metrics | September | | | Year to Date | | |
|--|-----------|-----------|----------|--------------|-------------|----------|
| | 2021 | 2022 | % Change | Thru 9-2021 | Thru 9-2022 | % Change |
| Closed Sales | 18 | 24 | + 33.3% | 183 | 206 | + 12.6% |
| In Contracts | 27 | 35 | + 29.6% | 200 | 230 | + 15.0% |
| Average Sales Price* | \$268,476 | \$234,821 | - 12.5% | \$232,062 | \$271,041 | + 16.8% |
| Median Sales Price* | \$231,950 | \$198,500 | - 14.4% | \$185,000 | \$199,950 | + 8.1% |
| Average Price Per Square Foot* | \$151.34 | \$158.82 | + 4.9% | \$136.18 | \$159.72 | + 17.3% |
| Percent of Original List Price Received* | 96.6% | 96.4% | - 0.2% | 98.8% | 97.9% | - 0.9% |
| Percent of Last List Price Received* | 100.1% | 100.2% | + 0.1% | 100.2% | 100.1% | - 0.1% |
| Days on Market Until Sale | 45 | 21 | - 53.3% | 22 | 20 | - 9.1% |
| New Listings | 28 | 37 | + 32.1% | 243 | 265 | + 9.1% |
| Median List Price of New Listings | \$182,950 | \$312,500 | + 70.8% | \$179,900 | \$219,895 | + 22.2% |
| Median List Price at Time of Sale | \$226,450 | \$207,700 | - 8.3% | \$179,900 | \$202,450 | + 12.5% |
| Inventory of Homes for Sale | 49 | 35 | - 28.6% | — | — | — |
| Months Supply of Inventory | 2.4 | 1.4 | - 41.7% | — | — | — |

* Does not account for sale concessions and/or downpayment assistance. | Percent changes are calculated using rounded figures and can sometimes look extreme due to small sample size.

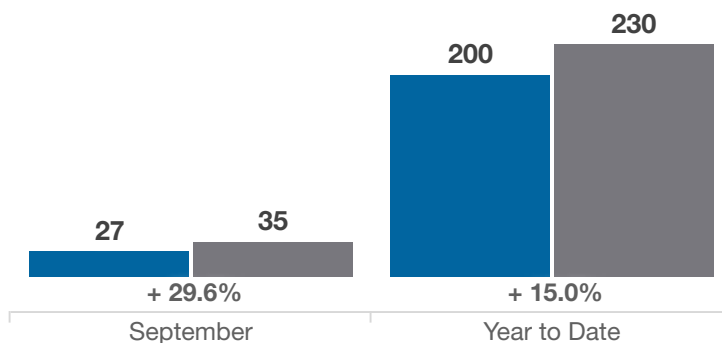
Closed Sales

■ 2021 ■ 2022



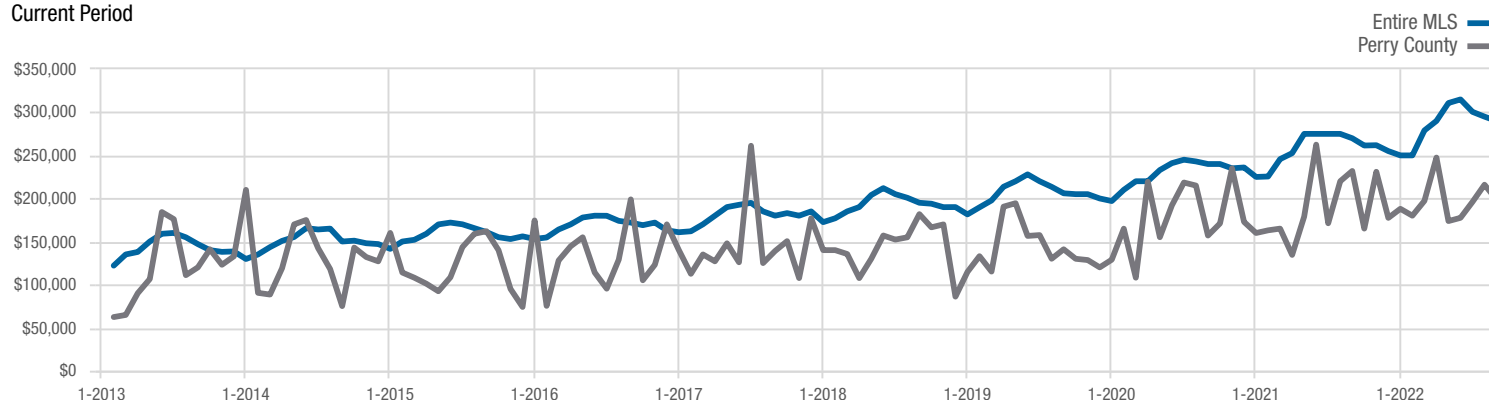
In Contracts

■ 2021 ■ 2022



Median Sales Price

Current Period



Each data point represents the median sales price in a given month.

Local Market Update – September 2022

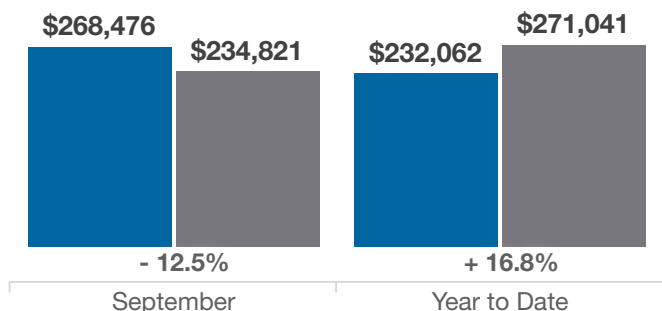
A RESEARCH TOOL PROVIDED BY THE COLUMBUS REALTORS®
BASED ON RESIDENTIAL LISTING DATA ONLY



Perry County

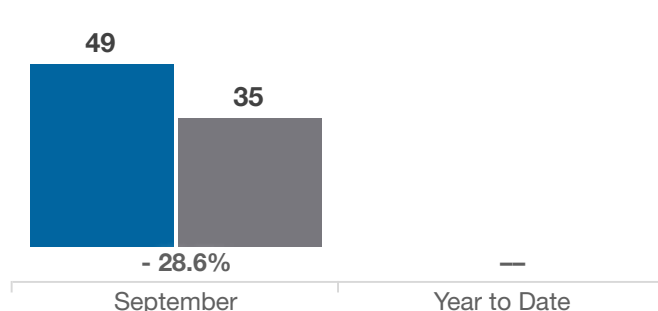
Average Sales Price

■ 2021 ■ 2022



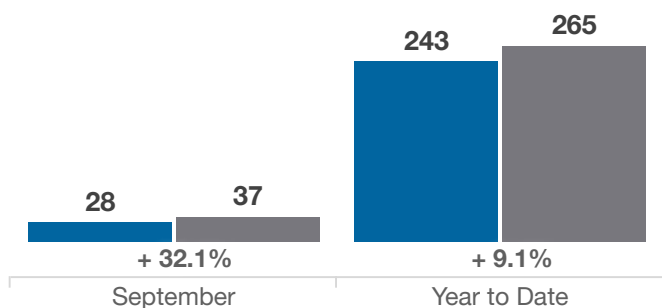
Inventory of Homes for Sale

■ 2021 ■ 2022



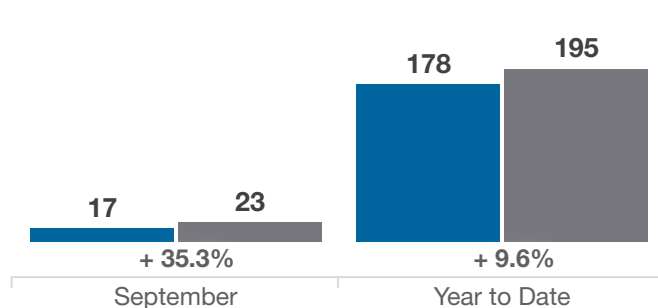
New Listings

■ 2021 ■ 2022



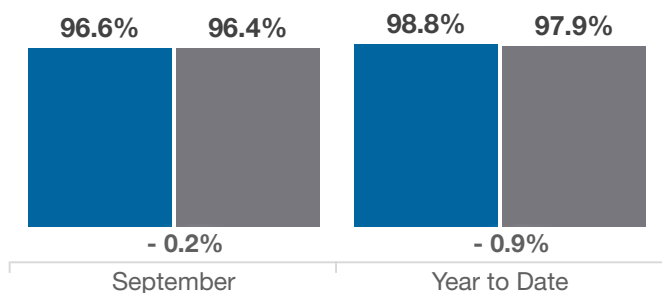
Single Family Sales

■ 2021 ■ 2022



Pct. Of Orig. List Price Received

■ 2021 ■ 2022



Condo Sales

■ 2021 ■ 2022

