

# Local Market Update – September 2022

A RESEARCH TOOL PROVIDED BY THE COLUMBUS REALTORS®  
BASED ON RESIDENTIAL LISTING DATA ONLY



## Pickerington (Corp.)

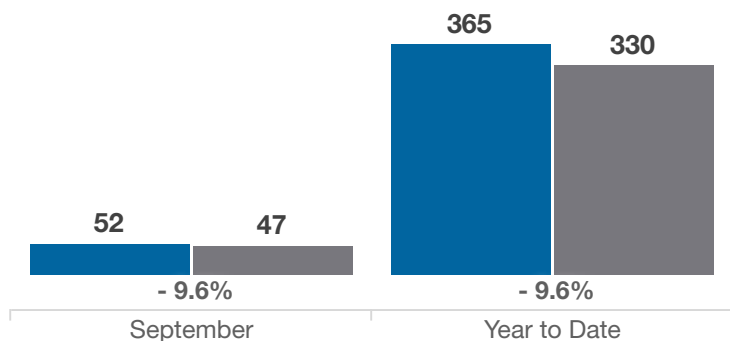
Franklin and Fairfield Counties

Key Metrics	September			Year to Date		
	2021	2022	% Change	Thru 9-2021	Thru 9-2022	% Change
Closed Sales	52	47	- 9.6%	365	330	- 9.6%
In Contracts	44	44	0.0%	409	351	- 14.2%
Average Sales Price*	\$357,719	\$379,811	+ 6.2%	\$340,905	\$395,780	+ 16.1%
Median Sales Price*	\$362,500	\$360,000	- 0.7%	\$335,000	\$395,500	+ 18.1%
Average Price Per Square Foot*	\$157.99	\$174.26	+ 10.3%	\$151.41	\$177.96	+ 17.5%
Percent of Original List Price Received*	103.6%	101.4%	- 2.1%	103.9%	103.9%	0.0%
Percent of Last List Price Received*	103.4%	101.3%	- 2.0%	103.5%	104.0%	+ 0.5%
Days on Market Until Sale	10	10	0.0%	10	9	- 10.0%
New Listings	38	46	+ 21.1%	420	399	- 5.0%
Median List Price of New Listings	\$350,250	\$330,000	- 5.8%	\$325,000	\$385,000	+ 18.5%
Median List Price at Time of Sale	\$347,450	\$366,900	+ 5.6%	\$319,900	\$377,950	+ 18.1%
Inventory of Homes for Sale	16	43	+ 168.8%	—	—	—
Months Supply of Inventory	0.4	1.1	+ 175.0%	—	—	—

\* Does not account for sale concessions and/or downpayment assistance. | Percent changes are calculated using rounded figures and can sometimes look extreme due to small sample size.

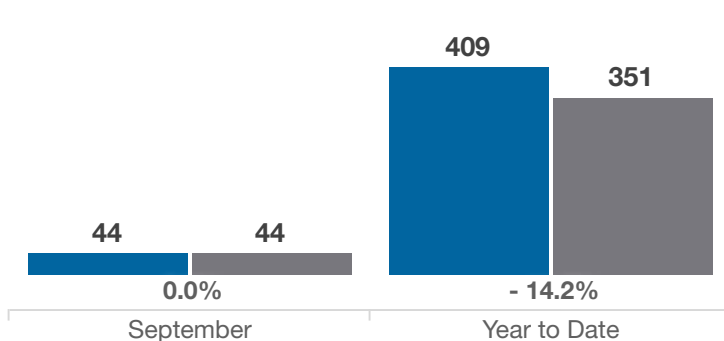
### Closed Sales

■ 2021 ■ 2022



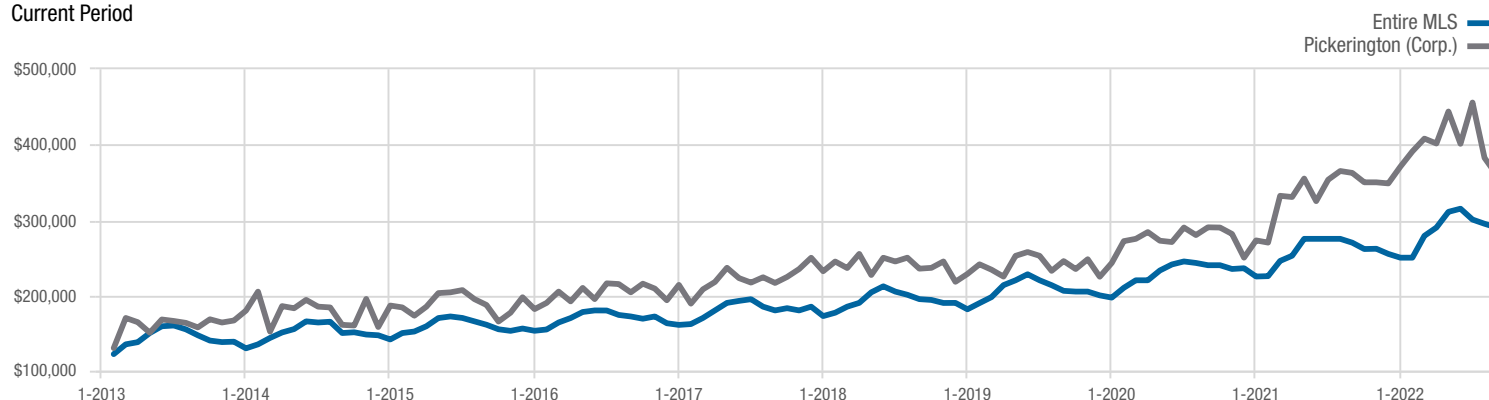
### In Contracts

■ 2021 ■ 2022



### Median Sales Price

Current Period



Each data point represents the median sales price in a given month.

# Local Market Update – September 2022

A RESEARCH TOOL PROVIDED BY THE COLUMBUS REALTORS®  
BASED ON RESIDENTIAL LISTING DATA ONLY

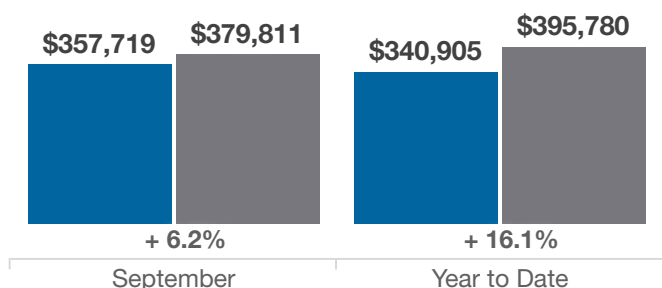


## Pickerington (Corp.)

Franklin and Fairfield Counties

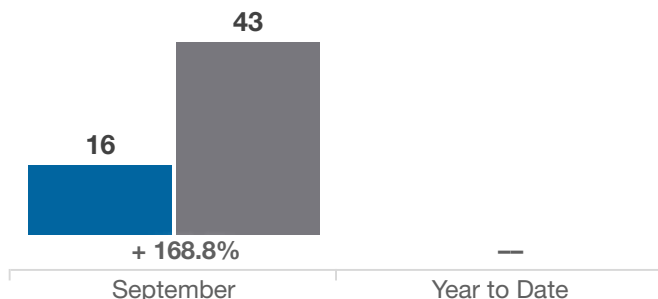
### Average Sales Price

■ 2021 ■ 2022



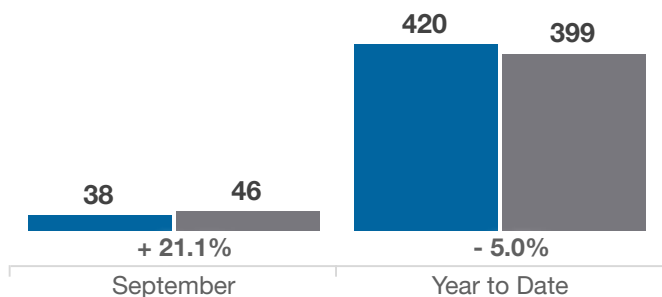
### Inventory of Homes for Sale

■ 2021 ■ 2022



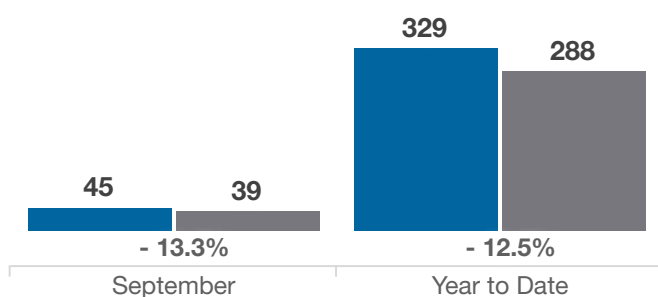
### New Listings

■ 2021 ■ 2022



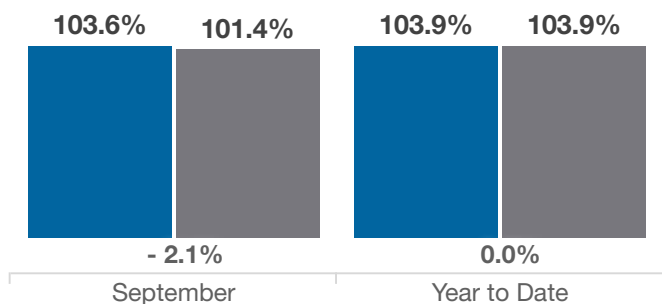
### Single Family Sales

■ 2021 ■ 2022



### Pct. Of Orig. List Price Received

■ 2021 ■ 2022



### Condo Sales

■ 2021 ■ 2022

