

# Local Market Update – September 2022

A RESEARCH TOOL PROVIDED BY THE COLUMBUS REALTORS®  
BASED ON RESIDENTIAL LISTING DATA ONLY



## Pickerington Local School District

Franklin and Fairfield Counties

Key Metrics	September			Year to Date		
	2021	2022	% Change	Thru 9-2021	Thru 9-2022	% Change
Closed Sales	110	88	- 20.0%	769	630	- 18.1%
In Contracts	100	82	- 18.0%	852	686	- 19.5%
Average Sales Price*	\$368,941	\$395,393	+ 7.2%	\$348,284	\$403,256	+ 15.8%
Median Sales Price*	\$347,500	\$362,000	+ 4.2%	\$332,000	\$388,950	+ 17.2%
Average Price Per Square Foot*	\$158.65	\$171.03	+ 7.8%	\$153.14	\$175.91	+ 14.9%
Percent of Original List Price Received*	103.5%	100.1%	- 3.3%	104.4%	104.1%	- 0.3%
Percent of Last List Price Received*	103.5%	100.5%	- 2.9%	104.2%	104.1%	- 0.1%
Days on Market Until Sale	10	12	+ 20.0%	10	10	0.0%
New Listings	86	90	+ 4.7%	893	779	- 12.8%
Median List Price of New Listings	\$337,450	\$389,900	+ 15.5%	\$325,000	\$375,000	+ 15.4%
Median List Price at Time of Sale	\$334,700	\$369,900	+ 10.5%	\$319,900	\$369,900	+ 15.6%
Inventory of Homes for Sale	42	87	+ 107.1%	—	—	—
Months Supply of Inventory	0.5	1.2	+ 140.0%	—	—	—

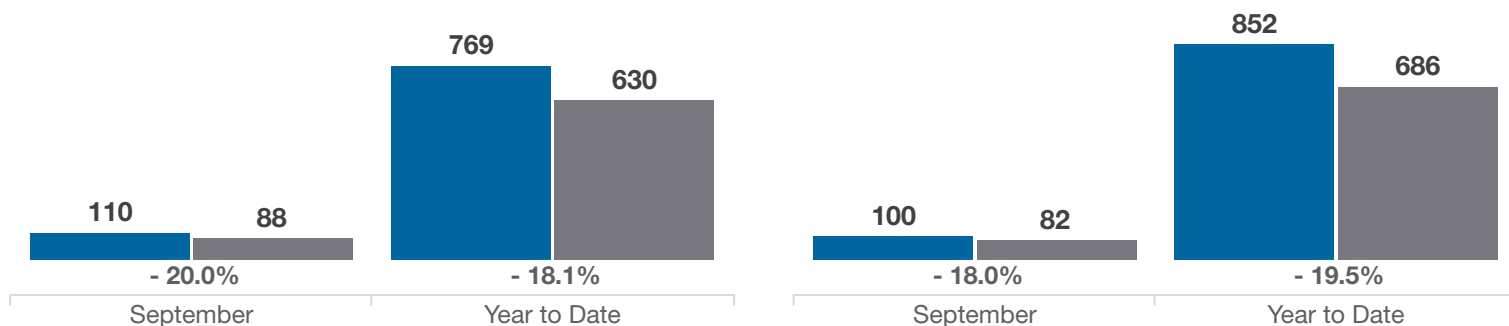
\* Does not account for sale concessions and/or downpayment assistance. | Percent changes are calculated using rounded figures and can sometimes look extreme due to small sample size.

### Closed Sales

■ 2021 ■ 2022

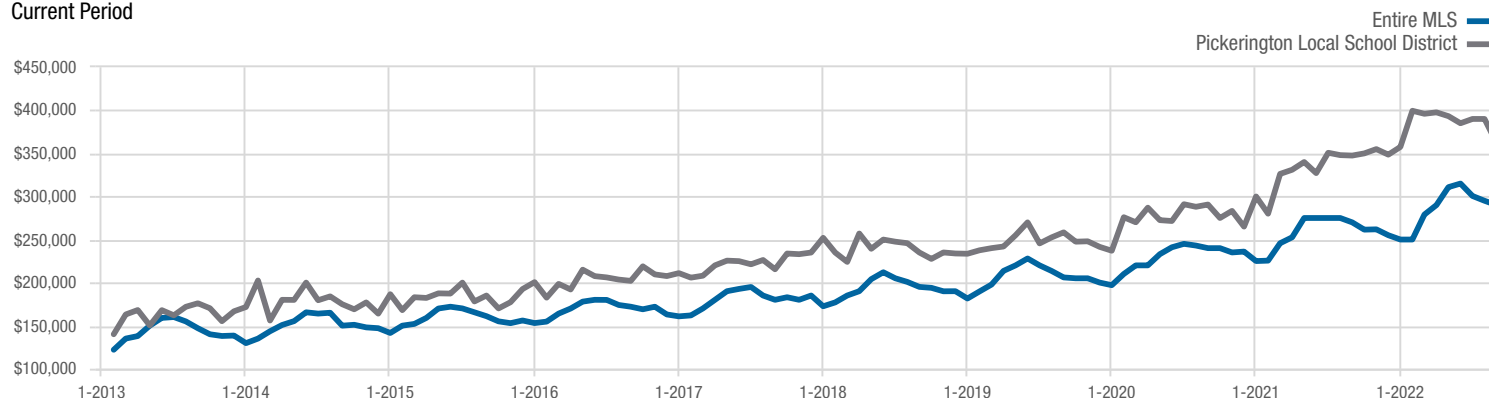
### In Contracts

■ 2021 ■ 2022



### Median Sales Price

Current Period



Each data point represents the median sales price in a given month.

# Local Market Update – September 2022

A RESEARCH TOOL PROVIDED BY THE COLUMBUS REALTORS®  
BASED ON RESIDENTIAL LISTING DATA ONLY

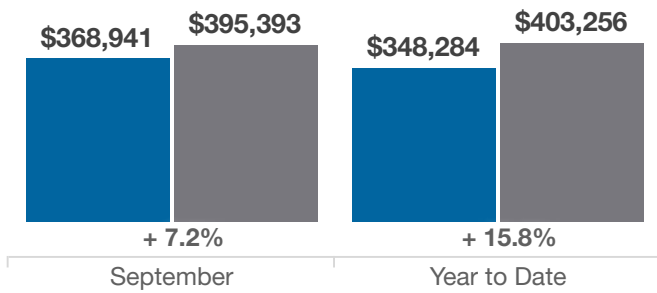


## Pickerington Local School District

Franklin and Fairfield Counties

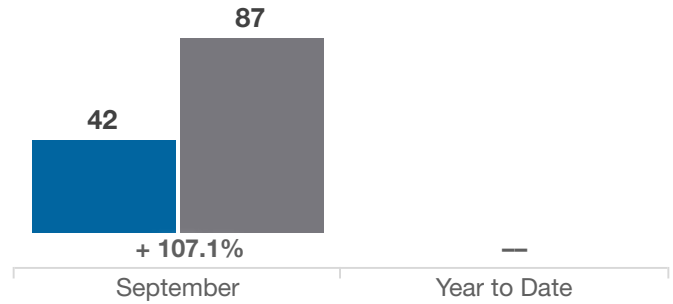
### Average Sales Price

■ 2021 ■ 2022



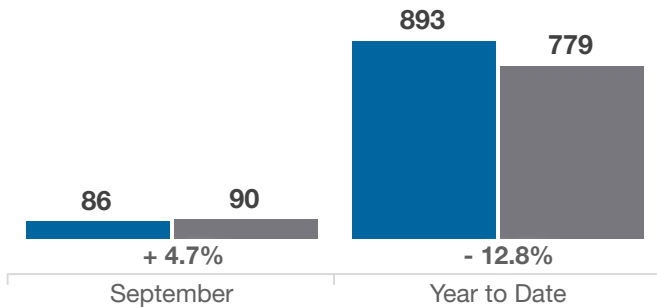
### Inventory of Homes for Sale

■ 2021 ■ 2022



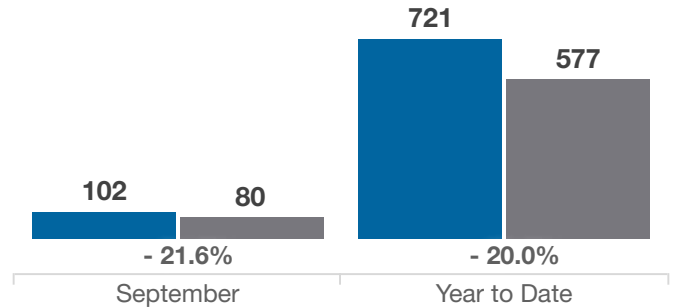
### New Listings

■ 2021 ■ 2022



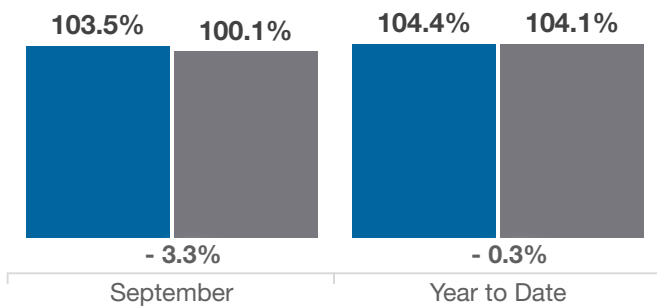
### Single Family Sales

■ 2021 ■ 2022



### Pct. Of Orig. List Price Received

■ 2021 ■ 2022



### Condo Sales

■ 2021 ■ 2022

