

Local Market Update – September 2022

A RESEARCH TOOL PROVIDED BY THE COLUMBUS REALTORS®
BASED ON RESIDENTIAL LISTING DATA ONLY



Reynoldsburg City School District

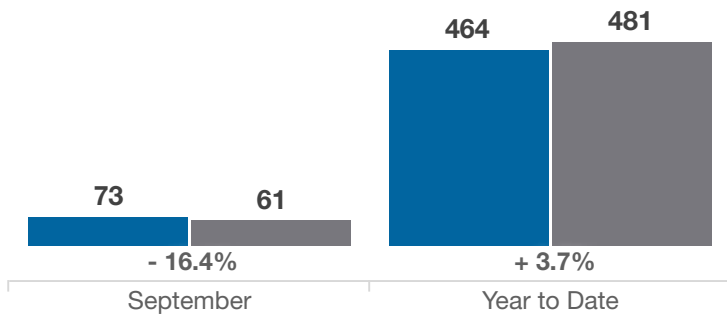
Franklin, Fairfield and Licking Counties

Key Metrics	September			Year to Date		
	2021	2022	% Change	Thru 9-2021	Thru 9-2022	% Change
Closed Sales	73	61	- 16.4%	464	481	+ 3.7%
In Contracts	99	51	- 48.5%	515	483	- 6.2%
Average Sales Price*	\$238,478	\$284,619	+ 19.3%	\$240,609	\$281,449	+ 17.0%
Median Sales Price*	\$234,000	\$275,000	+ 17.5%	\$236,000	\$278,750	+ 18.1%
Average Price Per Square Foot*	\$152.58	\$164.95	+ 8.1%	\$144.61	\$164.23	+ 13.6%
Percent of Original List Price Received*	104.8%	98.6%	- 5.9%	105.3%	104.5%	- 0.8%
Percent of Last List Price Received*	104.4%	100.3%	- 3.9%	104.9%	104.5%	- 0.4%
Days on Market Until Sale	6	14	+ 133.3%	8	10	+ 25.0%
New Listings	76	54	- 28.9%	547	531	- 2.9%
Median List Price of New Listings	\$239,950	\$299,900	+ 25.0%	\$229,900	\$279,900	+ 21.7%
Median List Price at Time of Sale	\$215,000	\$276,875	+ 28.8%	\$225,000	\$268,700	+ 19.4%
Inventory of Homes for Sale	31	47	+ 51.6%	—	—	—
Months Supply of Inventory	0.6	0.9	+ 50.0%	—	—	—

* Does not account for sale concessions and/or downpayment assistance. | Percent changes are calculated using rounded figures and can sometimes look extreme due to small sample size.

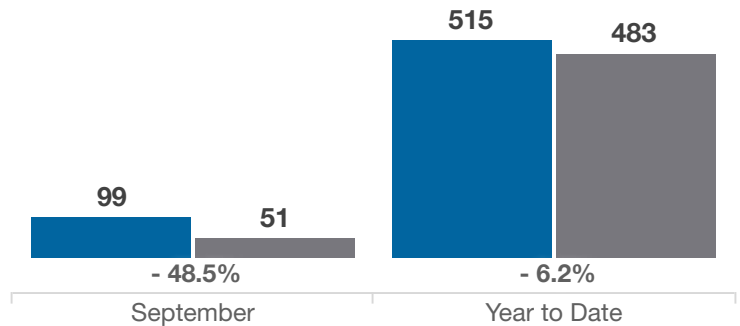
Closed Sales

■ 2021 ■ 2022



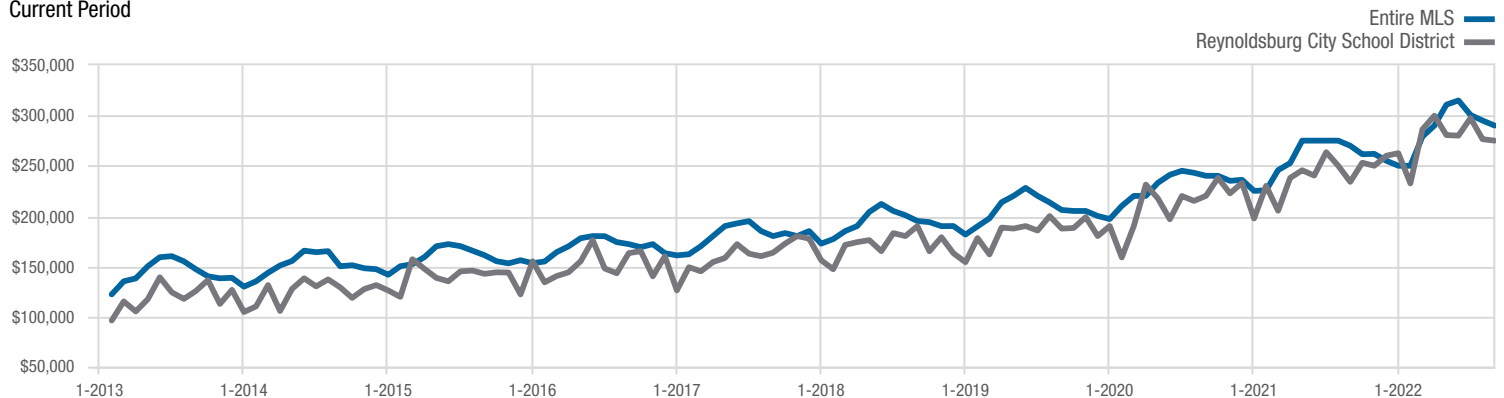
In Contracts

■ 2021 ■ 2022



Median Sales Price

Current Period



Each data point represents the median sales price in a given month.

Local Market Update – September 2022

A RESEARCH TOOL PROVIDED BY THE COLUMBUS REALTORS®
BASED ON RESIDENTIAL LISTING DATA ONLY

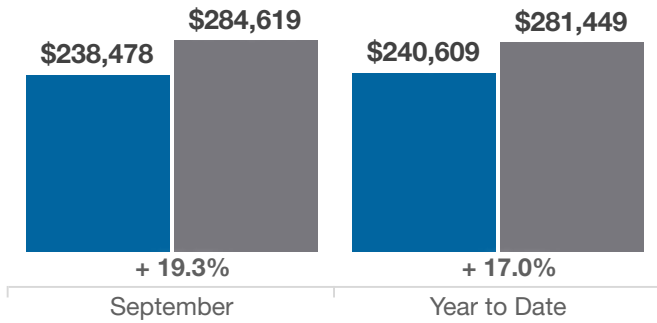


Reynoldsburg City School District

Franklin, Fairfield and Licking Counties

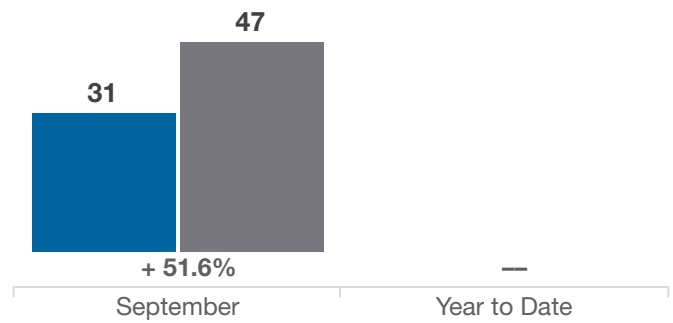
Average Sales Price

■ 2021 ■ 2022



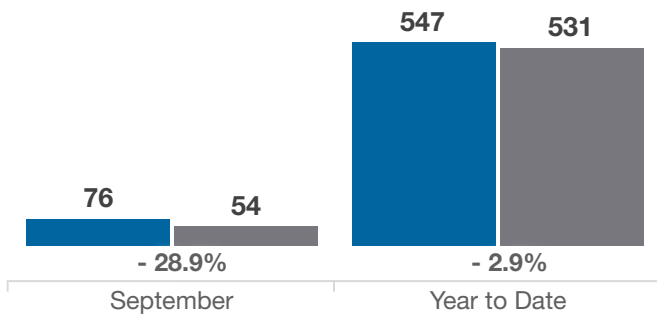
Inventory of Homes for Sale

■ 2021 ■ 2022



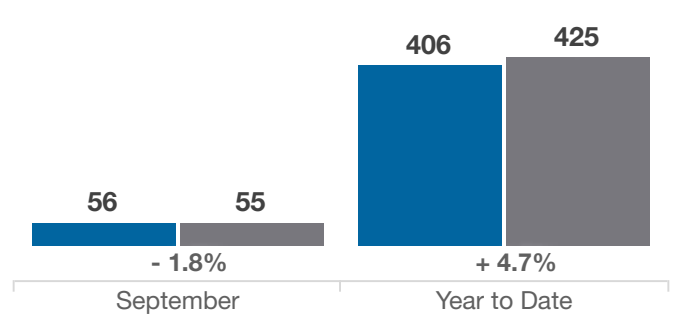
New Listings

■ 2021 ■ 2022



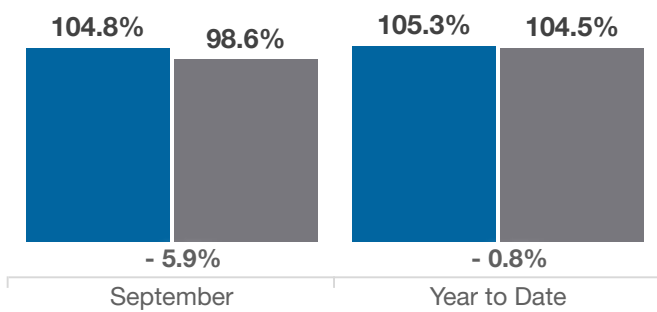
Single Family Sales

■ 2021 ■ 2022



Pct. Of Orig. List Price Received

■ 2021 ■ 2022



Condo Sales

■ 2021 ■ 2022

