

Local Market Update – September 2022

A RESEARCH TOOL PROVIDED BY THE COLUMBUS REALTORS®
BASED ON RESIDENTIAL LISTING DATA ONLY



South-Western City School District (Grove City)

Franklin and Pickaway Counties

Key Metrics	September			Year to Date		
	2021	2022	% Change	Thru 9-2021	Thru 9-2022	% Change
Closed Sales	240	181	- 24.6%	1,714	1,503	- 12.3%
In Contracts	250	168	- 32.8%	1,839	1,539	- 16.3%
Average Sales Price*	\$267,484	\$288,509	+ 7.9%	\$255,884	\$287,080	+ 12.2%
Median Sales Price*	\$255,000	\$265,900	+ 4.3%	\$240,000	\$270,000	+ 12.5%
Average Price Per Square Foot*	\$166.53	\$178.48	+ 7.2%	\$157.15	\$178.20	+ 13.4%
Percent of Original List Price Received*	103.7%	99.0%	- 4.5%	103.9%	102.7%	- 1.2%
Percent of Last List Price Received*	103.7%	100.3%	- 3.3%	103.9%	103.1%	- 0.8%
Days on Market Until Sale	14	16	+ 14.3%	11	13	+ 18.2%
New Listings	233	212	- 9.0%	1,970	1,734	- 12.0%
Median List Price of New Listings	\$239,900	\$265,000	+ 10.5%	\$234,900	\$260,000	+ 10.7%
Median List Price at Time of Sale	\$240,000	\$261,500	+ 9.0%	\$229,900	\$259,000	+ 12.7%
Inventory of Homes for Sale	131	205	+ 56.5%	—	—	—
Months Supply of Inventory	0.7	1.2	+ 71.4%	—	—	—

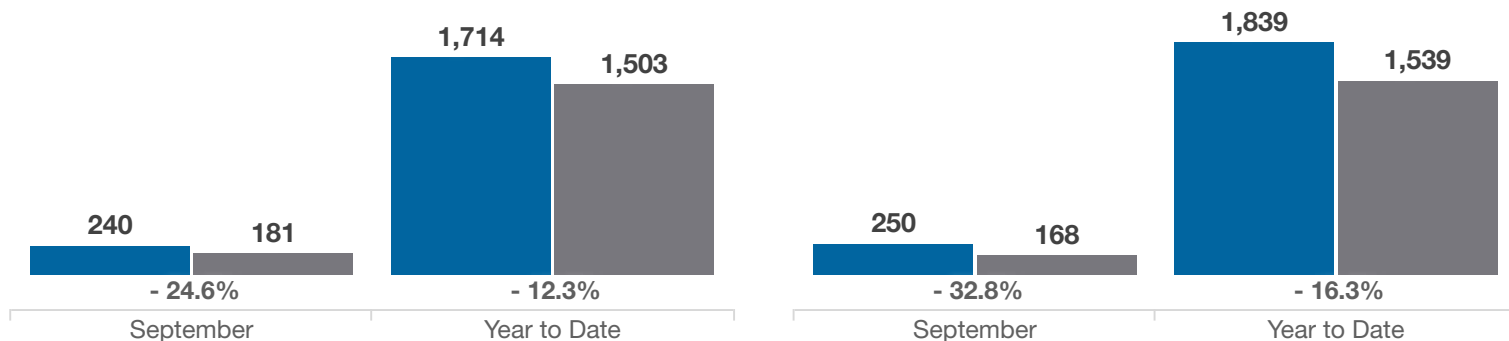
* Does not account for sale concessions and/or downpayment assistance. | Percent changes are calculated using rounded figures and can sometimes look extreme due to small sample size.

Closed Sales

■ 2021 ■ 2022

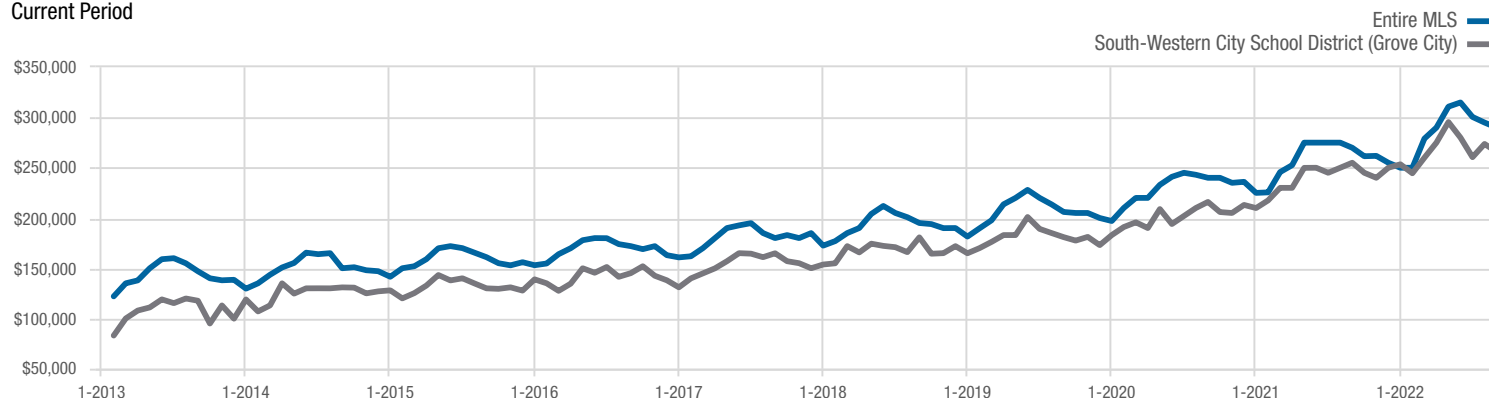
In Contracts

■ 2021 ■ 2022



Median Sales Price

Current Period



Each data point represents the median sales price in a given month.

Local Market Update – September 2022

A RESEARCH TOOL PROVIDED BY THE COLUMBUS REALTORS®
BASED ON RESIDENTIAL LISTING DATA ONLY

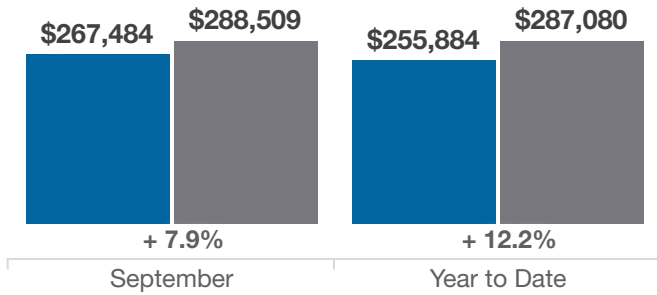


South-Western City School District (Grove City)

Franklin and Pickaway Counties

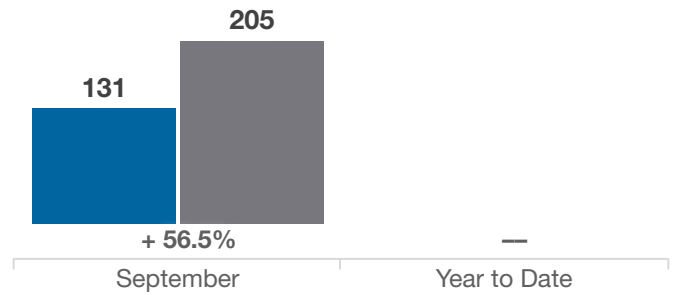
Average Sales Price

■ 2021 ■ 2022



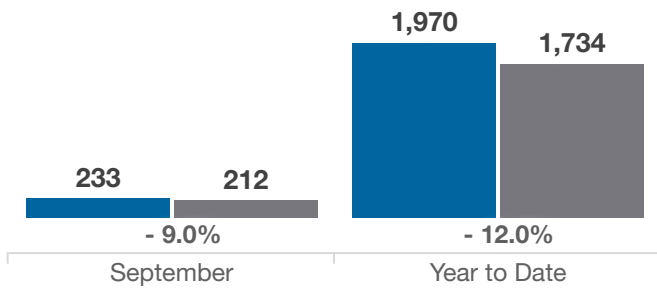
Inventory of Homes for Sale

■ 2021 ■ 2022



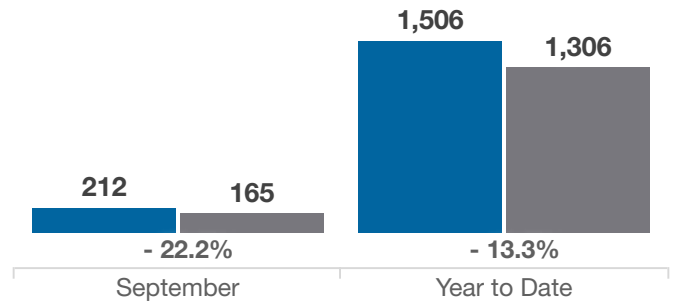
New Listings

■ 2021 ■ 2022



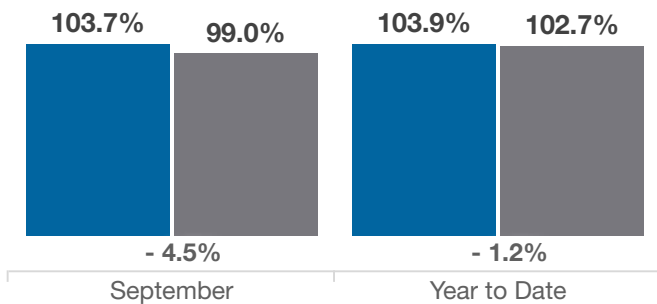
Single Family Sales

■ 2021 ■ 2022



Pct. Of Orig. List Price Received

■ 2021 ■ 2022



Condo Sales

■ 2021 ■ 2022

