

# Local Market Update – September 2022

A RESEARCH TOOL PROVIDED BY THE COLUMBUS REALTORS®  
BASED ON RESIDENTIAL LISTING DATA ONLY



## Westerville City School District

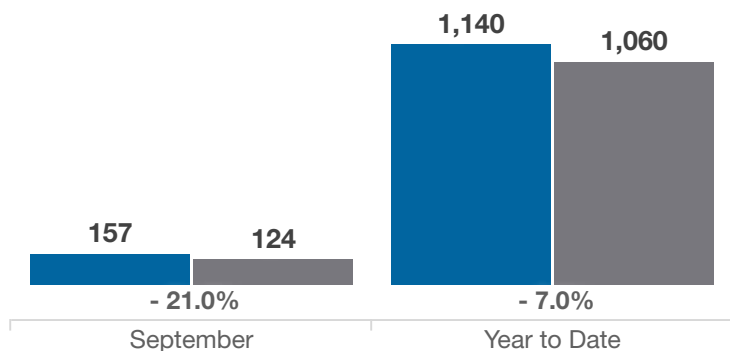
Franklin and Delaware Counties

Key Metrics	September			Year to Date		
	2021	2022	% Change	Thru 9-2021	Thru 9-2022	% Change
Closed Sales	157	124	- 21.0%	1,140	1,060	- 7.0%
In Contracts	146	105	- 28.1%	1,219	1,084	- 11.1%
Average Sales Price*	\$336,225	\$376,037	+ 11.8%	\$331,393	\$370,017	+ 11.7%
Median Sales Price*	\$321,900	\$359,000	+ 11.5%	\$310,000	\$345,000	+ 11.3%
Average Price Per Square Foot*	\$184.93	\$197.04	+ 6.5%	\$174.90	\$197.20	+ 12.8%
Percent of Original List Price Received*	102.8%	100.6%	- 2.1%	104.4%	105.5%	+ 1.1%
Percent of Last List Price Received*	103.2%	101.5%	- 1.6%	104.6%	105.6%	+ 1.0%
Days on Market Until Sale	8	11	+ 37.5%	9	8	- 11.1%
New Listings	144	103	- 28.5%	1,294	1,177	- 9.0%
Median List Price of New Listings	\$279,900	\$335,000	+ 19.7%	\$299,900	\$329,900	+ 10.0%
Median List Price at Time of Sale	\$309,990	\$345,000	+ 11.3%	\$299,000	\$326,000	+ 9.0%
Inventory of Homes for Sale	74	70	- 5.4%	—	—	—
Months Supply of Inventory	0.6	0.6	0.0%	—	—	—

\* Does not account for sale concessions and/or downpayment assistance. | Percent changes are calculated using rounded figures and can sometimes look extreme due to small sample size.

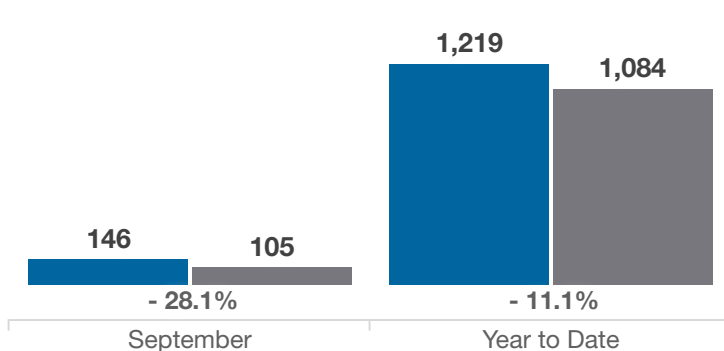
### Closed Sales

■ 2021 ■ 2022



### In Contracts

■ 2021 ■ 2022



### Median Sales Price

Current Period



Each data point represents the median sales price in a given month.

# Local Market Update – September 2022

A RESEARCH TOOL PROVIDED BY THE COLUMBUS REALTORS®  
BASED ON RESIDENTIAL LISTING DATA ONLY

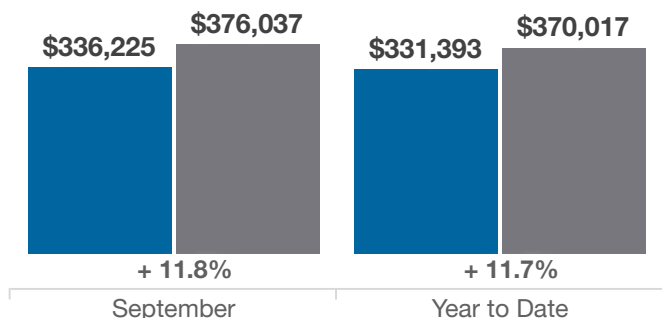


## Westerville City School District

Franklin and Delaware Counties

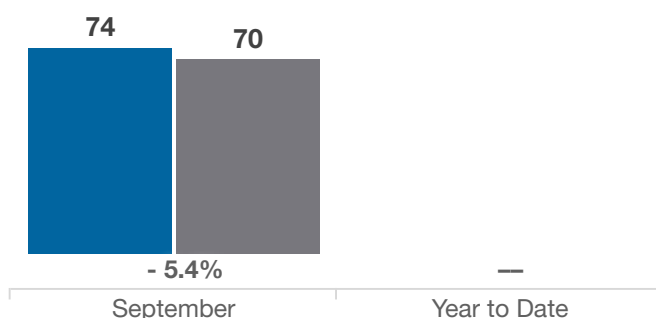
### Average Sales Price

■ 2021 ■ 2022



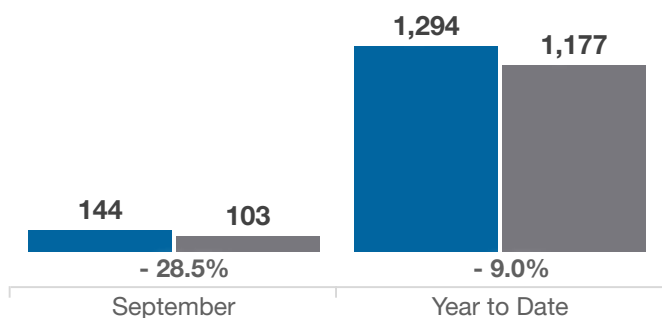
### Inventory of Homes for Sale

■ 2021 ■ 2022



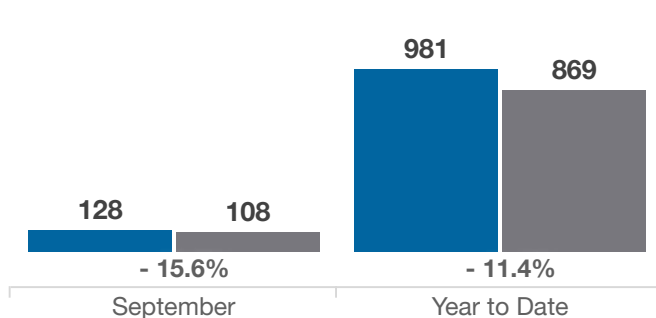
### New Listings

■ 2021 ■ 2022



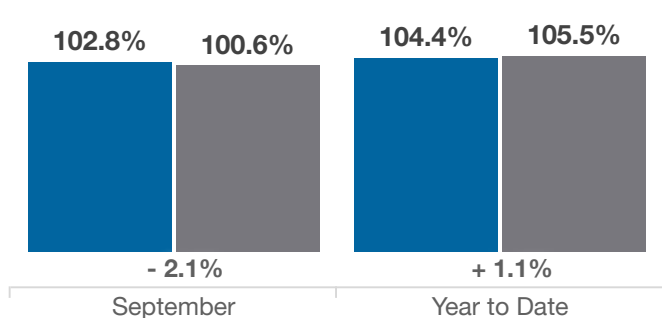
### Single Family Sales

■ 2021 ■ 2022



### Pct. Of Orig. List Price Received

■ 2021 ■ 2022



### Condo Sales

■ 2021 ■ 2022

