

# Local Market Update – September 2022

A RESEARCH TOOL PROVIDED BY THE COLUMBUS REALTORS®  
BASED ON RESIDENTIAL LISTING DATA ONLY



## Worthington City School District

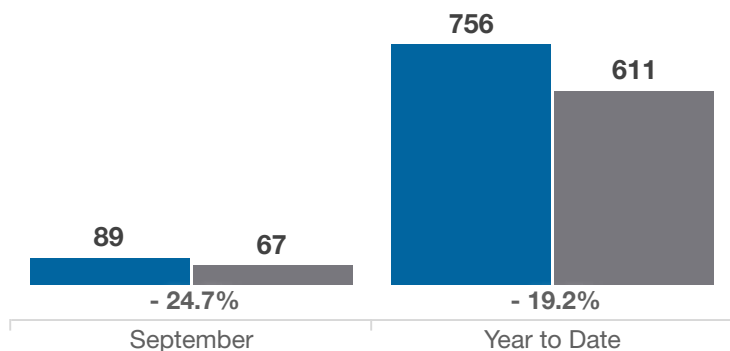
Franklin County

Key Metrics	September			Year to Date		
	2021	2022	% Change	Thru 9-2021	Thru 9-2022	% Change
Closed Sales	89	67	- 24.7%	756	611	- 19.2%
In Contracts	94	54	- 42.6%	803	630	- 21.5%
Average Sales Price*	\$336,107	\$380,467	+ 13.2%	\$349,943	\$394,486	+ 12.7%
Median Sales Price*	\$320,000	\$366,000	+ 14.4%	\$330,000	\$365,000	+ 10.6%
Average Price Per Square Foot*	\$193.22	\$212.11	+ 9.8%	\$193.02	\$220.01	+ 14.0%
Percent of Original List Price Received*	102.1%	100.4%	- 1.7%	104.4%	105.5%	+ 1.1%
Percent of Last List Price Received*	103.5%	101.3%	- 2.1%	104.6%	105.9%	+ 1.2%
Days on Market Until Sale	10	11	+ 10.0%	9	8	- 11.1%
New Listings	87	58	- 33.3%	842	681	- 19.1%
Median List Price of New Listings	\$329,000	\$329,900	+ 0.3%	\$323,900	\$350,000	+ 8.1%
Median List Price at Time of Sale	\$300,000	\$360,000	+ 20.0%	\$315,000	\$349,500	+ 11.0%
Inventory of Homes for Sale	46	47	+ 2.2%	—	—	—
Months Supply of Inventory	0.6	0.7	+ 16.7%	—	—	—

\* Does not account for sale concessions and/or downpayment assistance. | Percent changes are calculated using rounded figures and can sometimes look extreme due to small sample size.

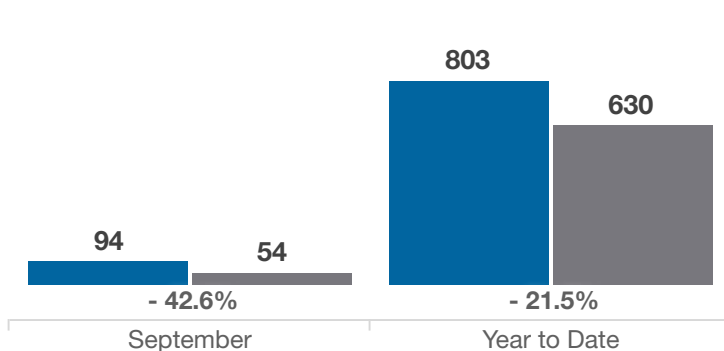
### Closed Sales

■ 2021 ■ 2022



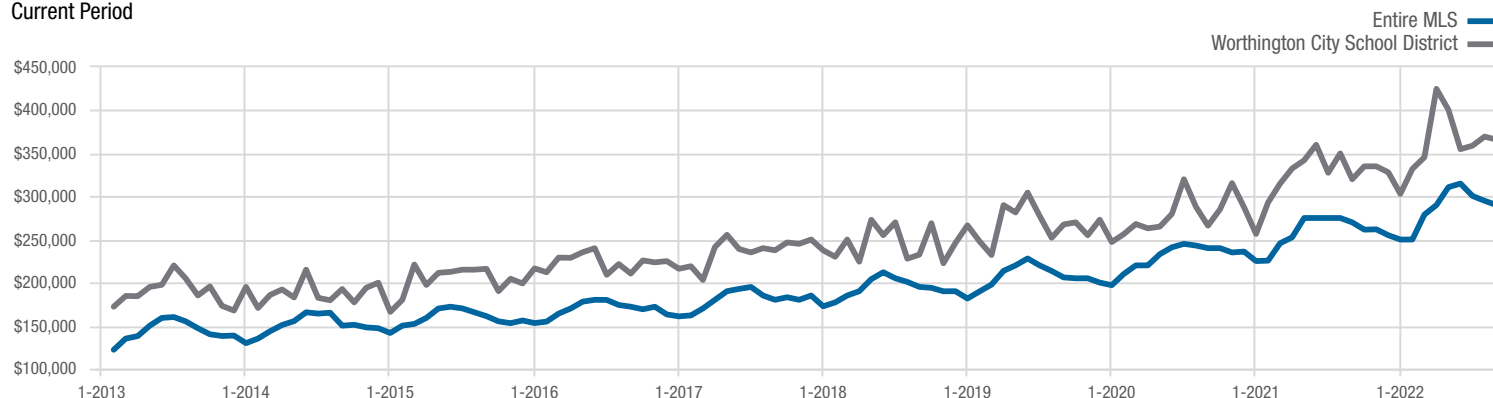
### In Contracts

■ 2021 ■ 2022



### Median Sales Price

Current Period



Each data point represents the median sales price in a given month.

# Local Market Update – September 2022

A RESEARCH TOOL PROVIDED BY THE COLUMBUS REALTORS®  
BASED ON RESIDENTIAL LISTING DATA ONLY

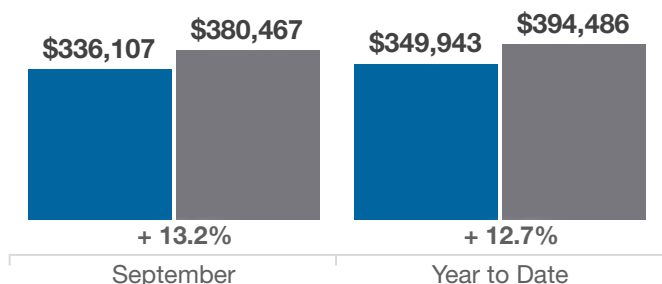


## Worthington City School District

Franklin County

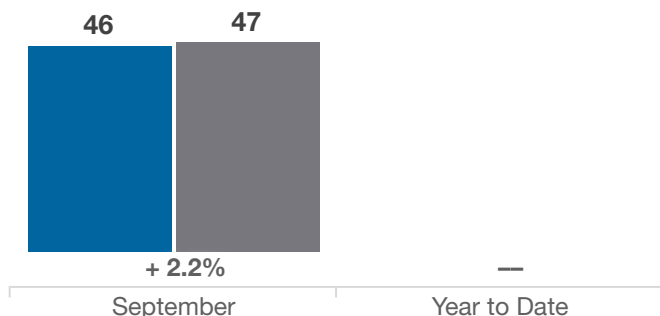
### Average Sales Price

■ 2021 ■ 2022



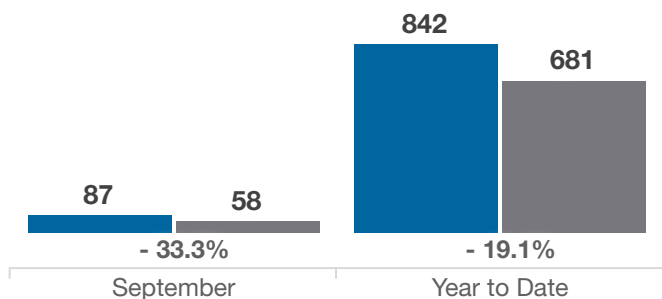
### Inventory of Homes for Sale

■ 2021 ■ 2022



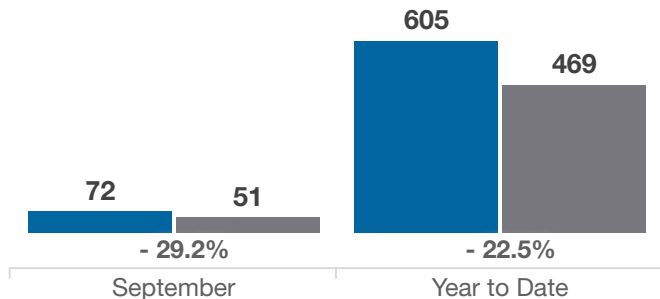
### New Listings

■ 2021 ■ 2022



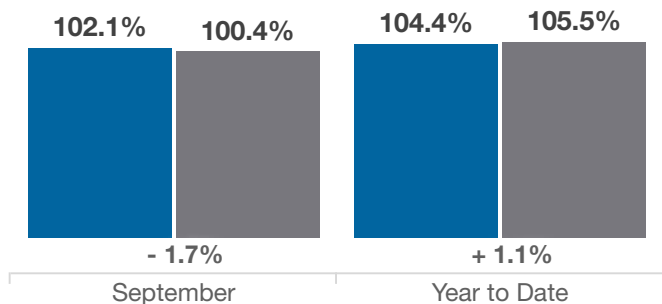
### Single Family Sales

■ 2021 ■ 2022



### Pct. Of Orig. List Price Received

■ 2021 ■ 2022



### Condo Sales

■ 2021 ■ 2022

