

# Local Market Update – December 2022

A RESEARCH TOOL PROVIDED BY THE COLUMBUS REALTORS®  
BASED ON RESIDENTIAL LISTING DATA ONLY



## Big Walnut Local School District

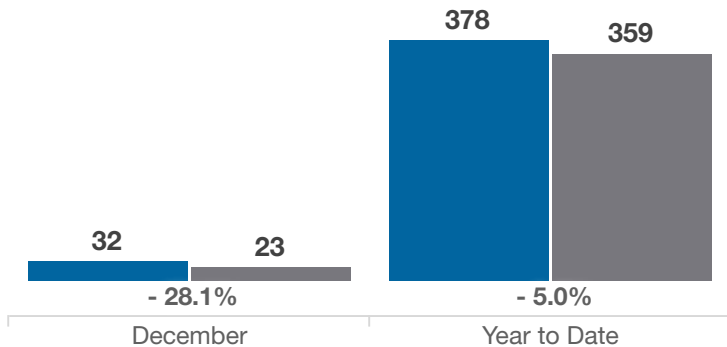
Delaware County

Key Metrics	December			Year to Date		
	2021	2022	% Change	Thru 12-2021	Thru 12-2022	% Change
Closed Sales	32	23	- 28.1%	378	359	- 5.0%
In Contracts	24	17	- 29.2%	391	356	- 9.0%
Average Sales Price*	\$467,119	\$492,021	+ 5.3%	\$461,508	\$531,132	+ 15.1%
Median Sales Price*	\$456,427	\$475,000	+ 4.1%	\$421,678	\$475,000	+ 12.6%
Average Price Per Square Foot*	\$203.58	\$205.89	+ 1.1%	\$198.58	\$230.69	+ 16.2%
Percent of Original List Price Received*	101.7%	100.7%	- 1.0%	101.1%	101.2%	+ 0.1%
Percent of Last List Price Received*	101.6%	103.1%	+ 1.5%	101.7%	102.0%	+ 0.3%
Days on Market Until Sale	9	22	+ 144.4%	19	17	- 10.5%
New Listings	23	15	- 34.8%	408	402	- 1.5%
Median List Price of New Listings	\$449,900	\$489,676	+ 8.8%	\$424,900	\$489,950	+ 15.3%
Median List Price at Time of Sale	\$456,427	\$485,330	+ 6.3%	\$419,900	\$465,000	+ 10.7%
Inventory of Homes for Sale	23	39	+ 69.6%	—	—	—
Months Supply of Inventory	0.7	1.3	+ 85.7%	—	—	—

\* Does not account for sale concessions and/or downpayment assistance. | Percent changes are calculated using rounded figures and can sometimes look extreme due to small sample size.

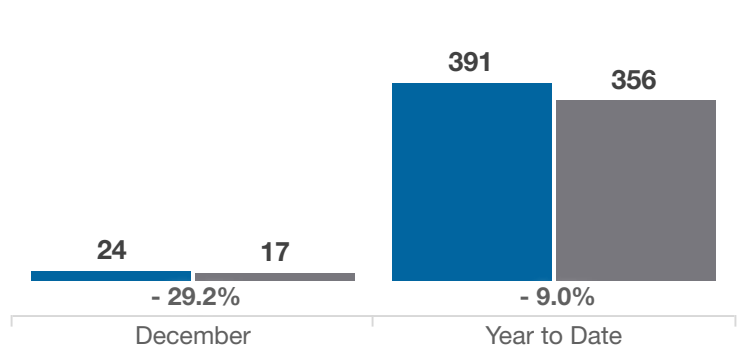
### Closed Sales

■ 2021 ■ 2022



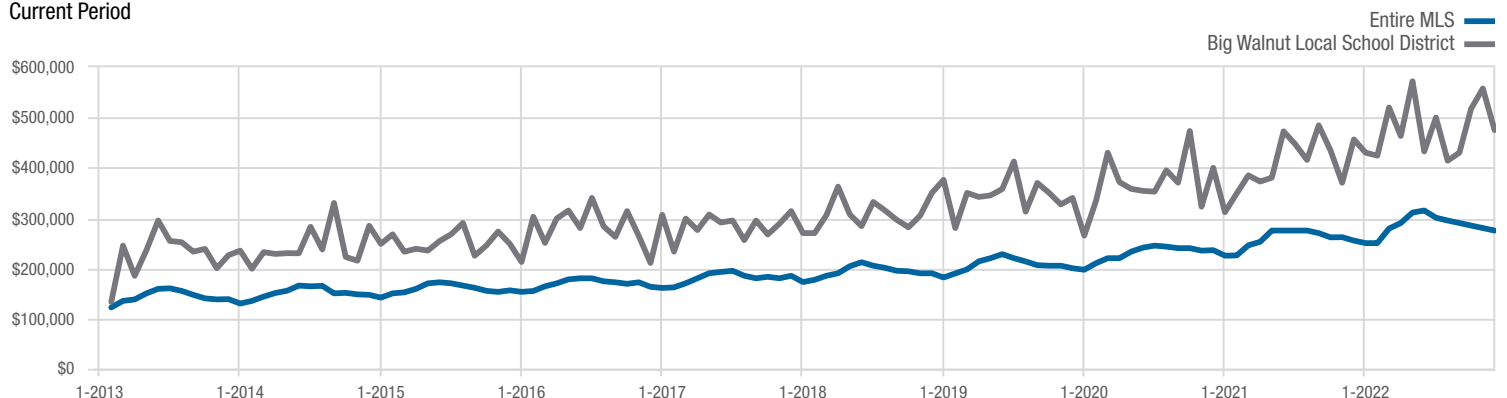
### In Contracts

■ 2021 ■ 2022



### Median Sales Price

Current Period



Each data point represents the median sales price in a given month.

# Local Market Update – December 2022

A RESEARCH TOOL PROVIDED BY THE COLUMBUS REALTORS®  
BASED ON RESIDENTIAL LISTING DATA ONLY

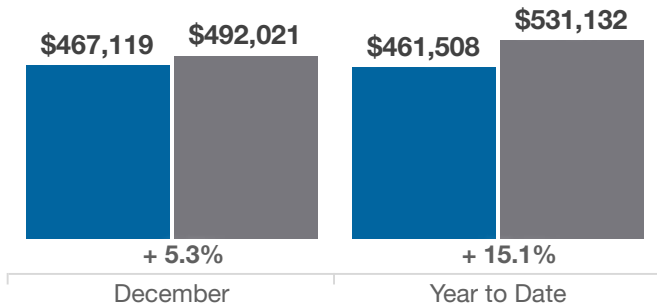


## Big Walnut Local School District

Delaware County

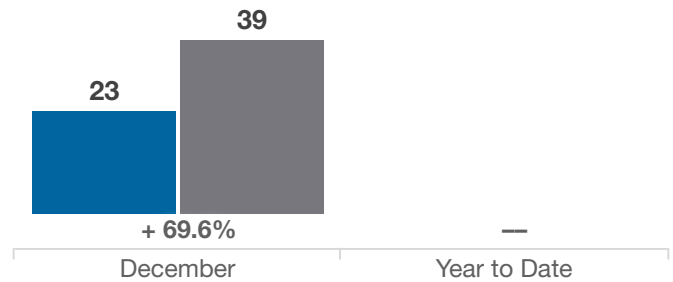
### Average Sales Price

■ 2021 ■ 2022



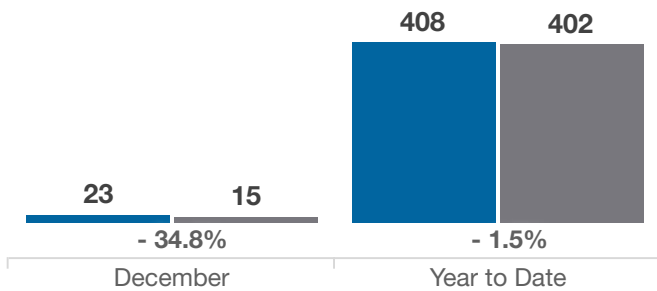
### Inventory of Homes for Sale

■ 2021 ■ 2022



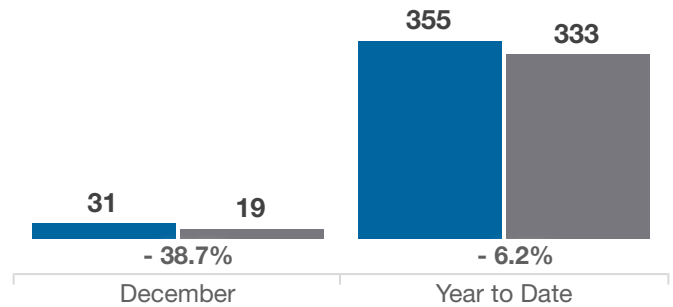
### New Listings

■ 2021 ■ 2022



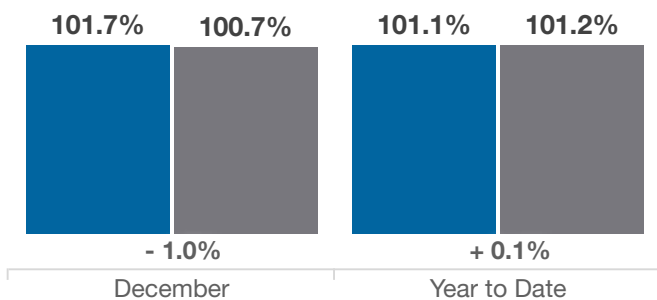
### Single Family Sales

■ 2021 ■ 2022



### Pct. Of Orig. List Price Received

■ 2021 ■ 2022



### Condo Sales

■ 2021 ■ 2022

