

Local Market Update – December 2022

A RESEARCH TOOL PROVIDED BY THE COLUMBUS REALTORS®
BASED ON RESIDENTIAL LISTING DATA ONLY



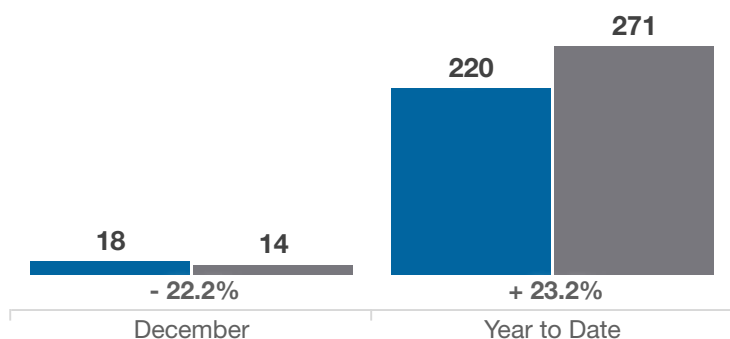
Clark County

Key Metrics	December			Year to Date		
	2021	2022	% Change	Thru 12-2021	Thru 12-2022	% Change
Closed Sales	18	14	- 22.2%	220	271	+ 23.2%
In Contracts	13	20	+ 53.8%	225	276	+ 22.7%
Average Sales Price*	\$168,183	\$188,764	+ 12.2%	\$206,484	\$210,460	+ 1.9%
Median Sales Price*	\$157,500	\$183,700	+ 16.6%	\$174,308	\$179,950	+ 3.2%
Average Price Per Square Foot*	\$122.51	\$140.27	+ 14.5%	\$118.02	\$130.62	+ 10.7%
Percent of Original List Price Received*	93.6%	93.6%	0.0%	97.9%	97.6%	- 0.3%
Percent of Last List Price Received*	97.4%	97.8%	+ 0.4%	98.8%	99.5%	+ 0.7%
Days on Market Until Sale	16	34	+ 112.5%	17	21	+ 23.5%
New Listings	10	14	+ 40.0%	254	343	+ 35.0%
Median List Price of New Listings	\$139,750	\$147,400	+ 5.5%	\$174,900	\$177,450	+ 1.5%
Median List Price at Time of Sale	\$162,450	\$189,500	+ 16.7%	\$174,900	\$177,450	+ 1.5%
Inventory of Homes for Sale	23	40	+ 73.9%	—	—	—
Months Supply of Inventory	1.2	1.7	+ 41.7%	—	—	—

* Does not account for sale concessions and/or downpayment assistance. | Percent changes are calculated using rounded figures and can sometimes look extreme due to small sample size.

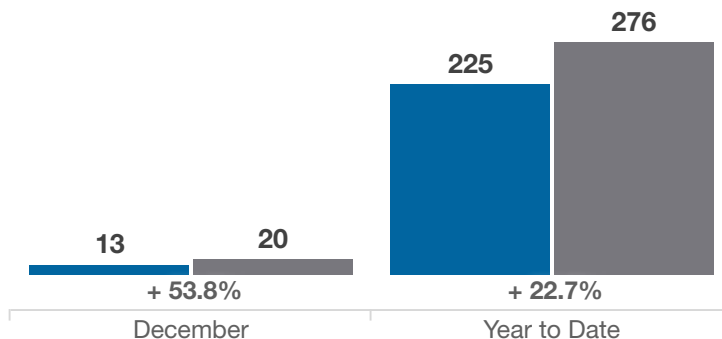
Closed Sales

■ 2021 ■ 2022



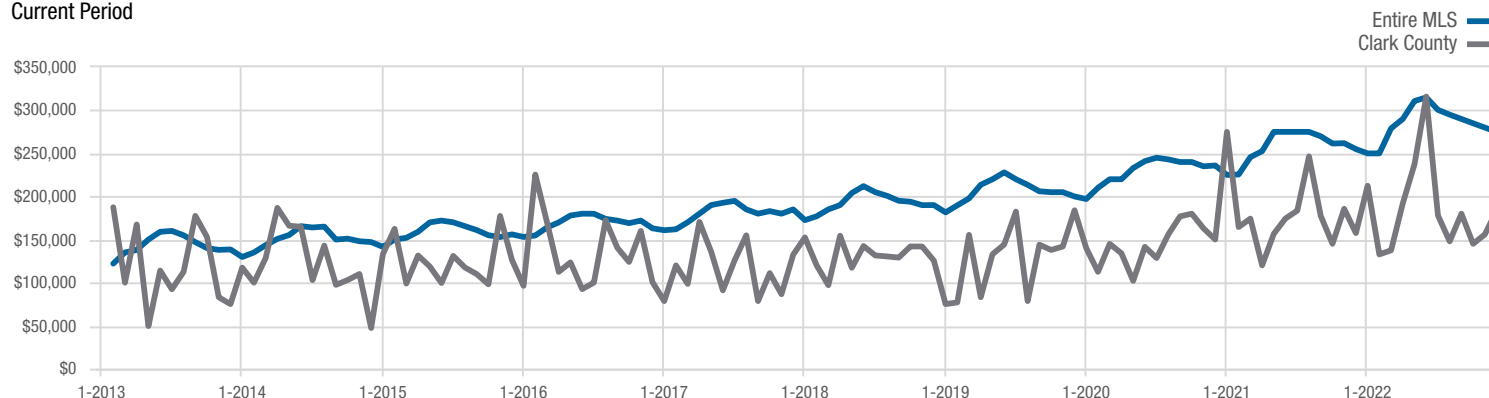
In Contracts

■ 2021 ■ 2022



Median Sales Price

Current Period



Each data point represents the median sales price in a given month.

Local Market Update – December 2022

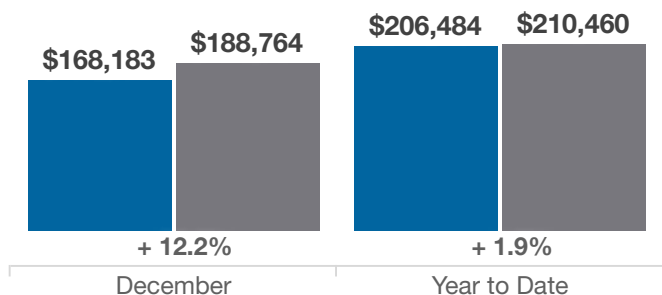
A RESEARCH TOOL PROVIDED BY THE COLUMBUS REALTORS®
BASED ON RESIDENTIAL LISTING DATA ONLY



Clark County

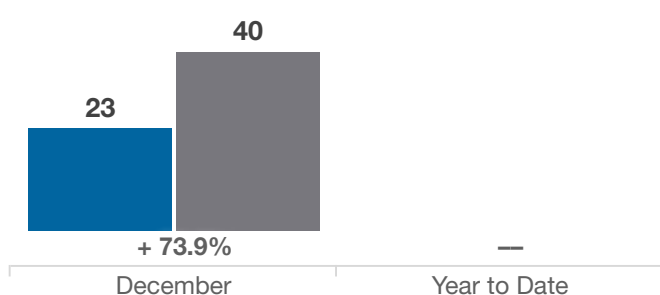
Average Sales Price

■ 2021 ■ 2022



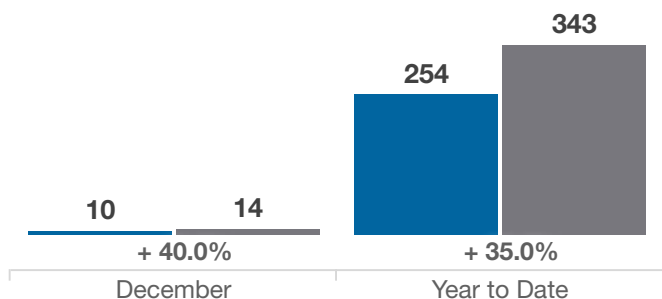
Inventory of Homes for Sale

■ 2021 ■ 2022



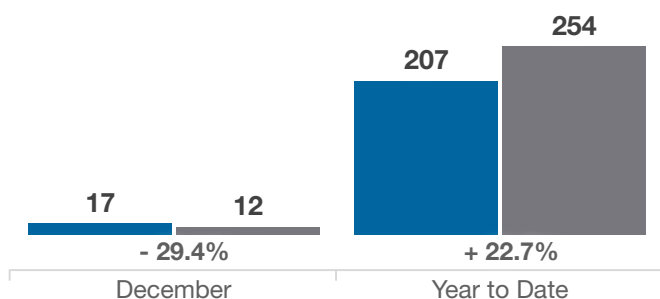
New Listings

■ 2021 ■ 2022



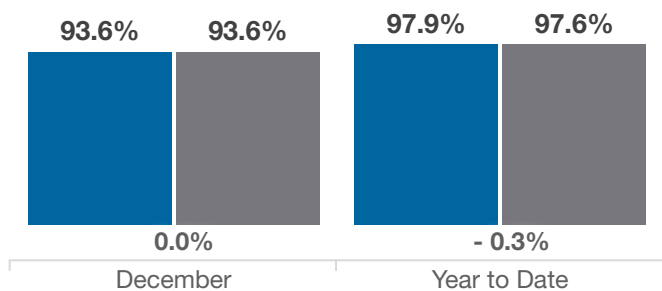
Single Family Sales

■ 2021 ■ 2022



Pct. Of Orig. List Price Received

■ 2021 ■ 2022



Condo Sales

■ 2021 ■ 2022

