

Local Market Update – December 2022

A RESEARCH TOOL PROVIDED BY THE COLUMBUS REALTORS®
BASED ON RESIDENTIAL LISTING DATA ONLY



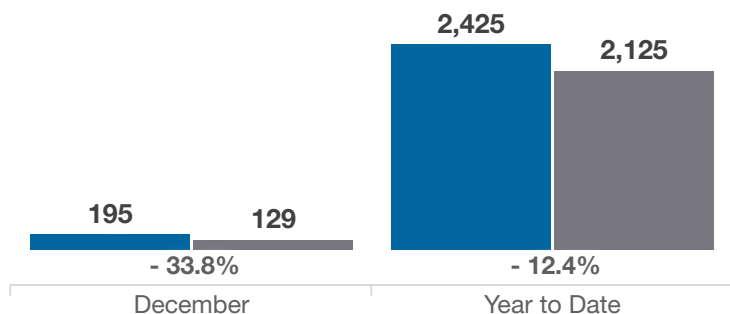
Fairfield County

Key Metrics	December			Year to Date		
	2021	2022	% Change	Thru 12-2021	Thru 12-2022	% Change
Closed Sales	195	129	- 33.8%	2,425	2,125	- 12.4%
In Contracts	132	116	- 12.1%	2,466	2,122	- 13.9%
Average Sales Price*	\$306,082	\$310,461	+ 1.4%	\$294,890	\$330,435	+ 12.1%
Median Sales Price*	\$285,250	\$287,023	+ 0.6%	\$285,000	\$310,000	+ 8.8%
Average Price Per Square Foot*	\$158.45	\$165.54	+ 4.5%	\$151.31	\$170.16	+ 12.5%
Percent of Original List Price Received*	99.3%	96.6%	- 2.7%	101.7%	100.9%	- 0.8%
Percent of Last List Price Received*	100.3%	99.2%	- 1.1%	102.4%	101.9%	- 0.5%
Days on Market Until Sale	16	26	+ 62.5%	15	15	0.0%
New Listings	105	104	- 1.0%	2,578	2,382	- 7.6%
Median List Price of New Listings	\$300,000	\$309,945	+ 3.3%	\$275,700	\$305,000	+ 10.6%
Median List Price at Time of Sale	\$277,444	\$295,000	+ 6.3%	\$275,000	\$299,999	+ 9.1%
Inventory of Homes for Sale	76	161	+ 111.8%	—	—	—
Months Supply of Inventory	0.4	0.9	+ 125.0%	—	—	—

* Does not account for sale concessions and/or downpayment assistance. | Percent changes are calculated using rounded figures and can sometimes look extreme due to small sample size.

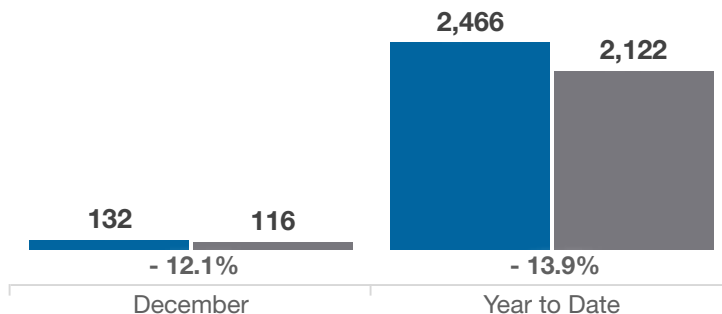
Closed Sales

■ 2021 ■ 2022



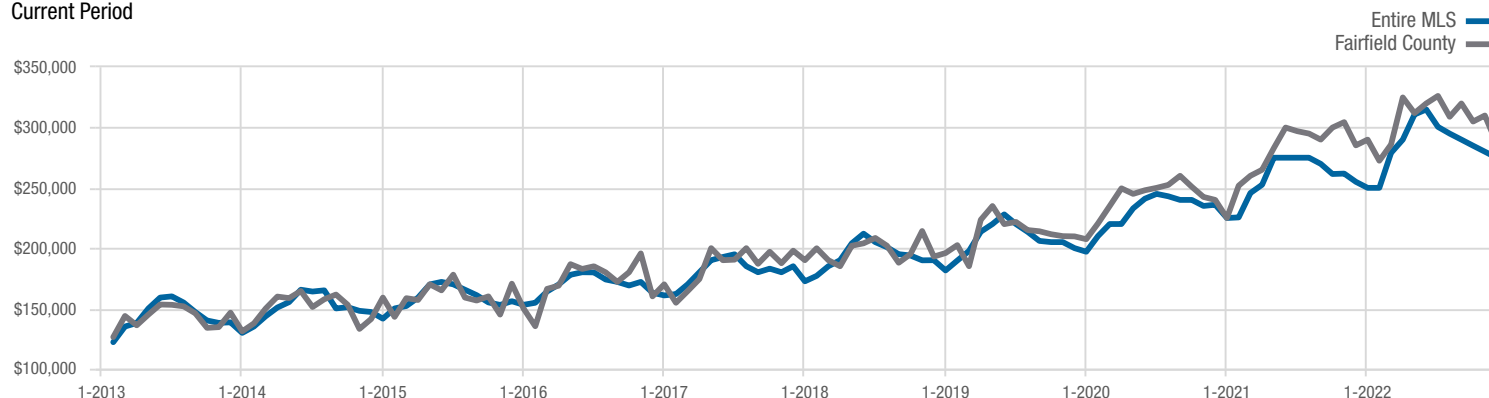
In Contracts

■ 2021 ■ 2022



Median Sales Price

Current Period



Each data point represents the median sales price in a given month.

Local Market Update – December 2022

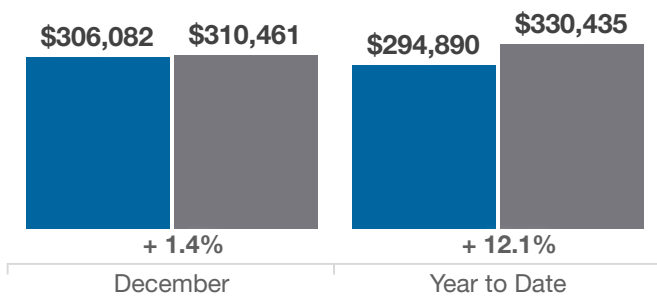
A RESEARCH TOOL PROVIDED BY THE COLUMBUS REALTORS®
BASED ON RESIDENTIAL LISTING DATA ONLY



Fairfield County

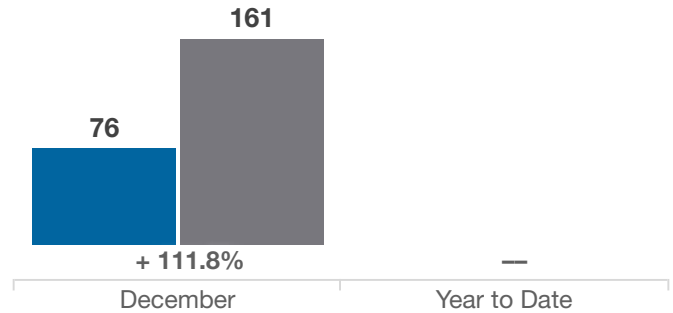
Average Sales Price

■ 2021 ■ 2022



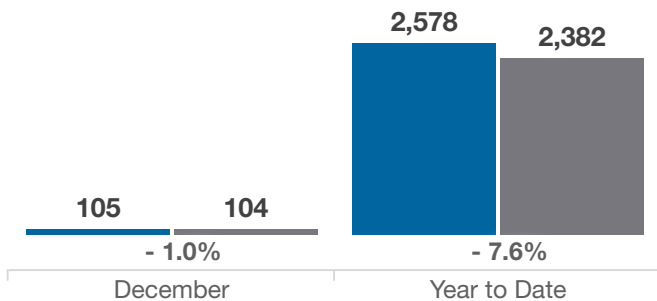
Inventory of Homes for Sale

■ 2021 ■ 2022



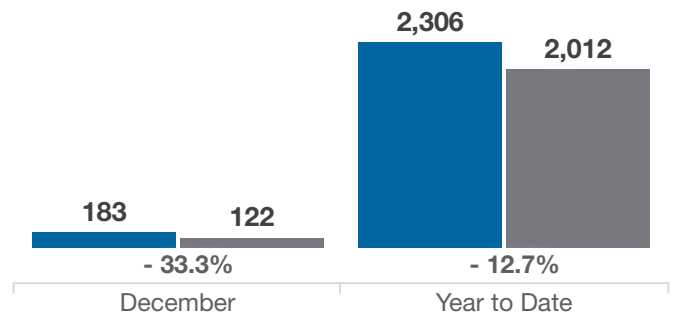
New Listings

■ 2021 ■ 2022



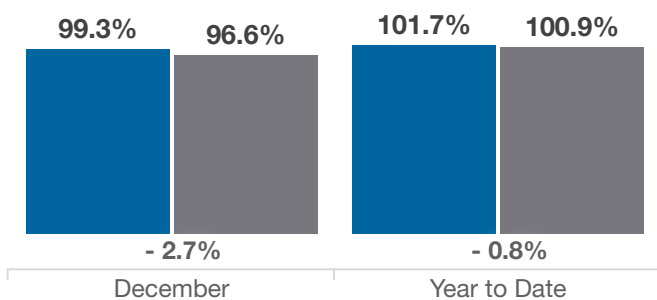
Single Family Sales

■ 2021 ■ 2022



Pct. Of Orig. List Price Received

■ 2021 ■ 2022



Condo Sales

■ 2021 ■ 2022

