

# Local Market Update – December 2022

A RESEARCH TOOL PROVIDED BY THE COLUMBUS REALTORS®  
BASED ON RESIDENTIAL LISTING DATA ONLY



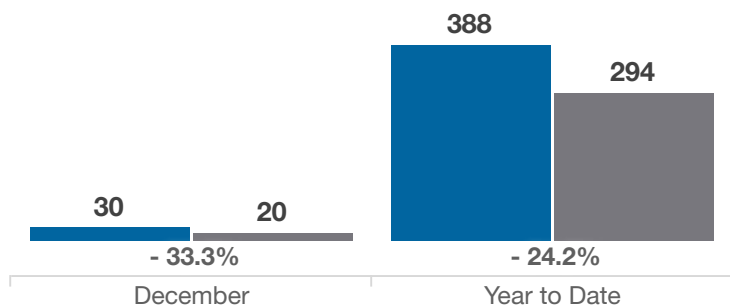
## Fayette County

Key Metrics	December			Year to Date		
	2021	2022	% Change	Thru 12-2021	Thru 12-2022	% Change
Closed Sales	30	20	- 33.3%	388	294	- 24.2%
In Contracts	31	20	- 35.5%	390	291	- 25.4%
Average Sales Price*	\$151,373	\$223,865	+ 47.9%	\$174,299	\$197,388	+ 13.2%
Median Sales Price*	\$147,950	\$191,250	+ 29.3%	\$159,900	\$180,000	+ 12.6%
Average Price Per Square Foot*	\$99.75	\$138.69	+ 39.0%	\$108.52	\$126.72	+ 16.8%
Percent of Original List Price Received*	95.8%	96.9%	+ 1.1%	98.5%	97.3%	- 1.2%
Percent of Last List Price Received*	98.1%	97.1%	- 1.0%	99.6%	99.3%	- 0.3%
Days on Market Until Sale	42	22	- 47.6%	28	18	- 35.7%
New Listings	23	25	+ 8.7%	402	360	- 10.4%
Median List Price of New Listings	\$189,900	\$125,000	- 34.2%	\$159,000	\$174,900	+ 10.0%
Median List Price at Time of Sale	\$149,900	\$199,800	+ 33.3%	\$154,900	\$180,300	+ 16.4%
Inventory of Homes for Sale	16	41	+ 156.3%	—	—	—
Months Supply of Inventory	0.5	1.7	+ 240.0%	—	—	—

\* Does not account for sale concessions and/or downpayment assistance. | Percent changes are calculated using rounded figures and can sometimes look extreme due to small sample size.

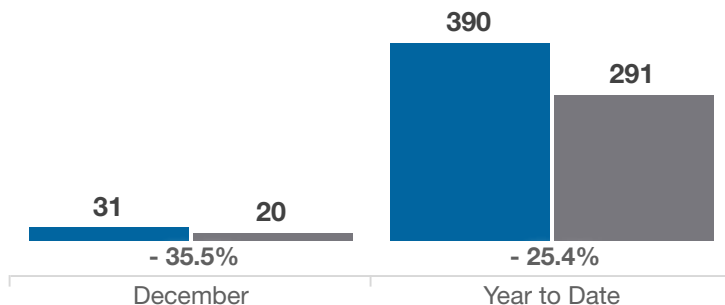
### Closed Sales

■ 2021 ■ 2022



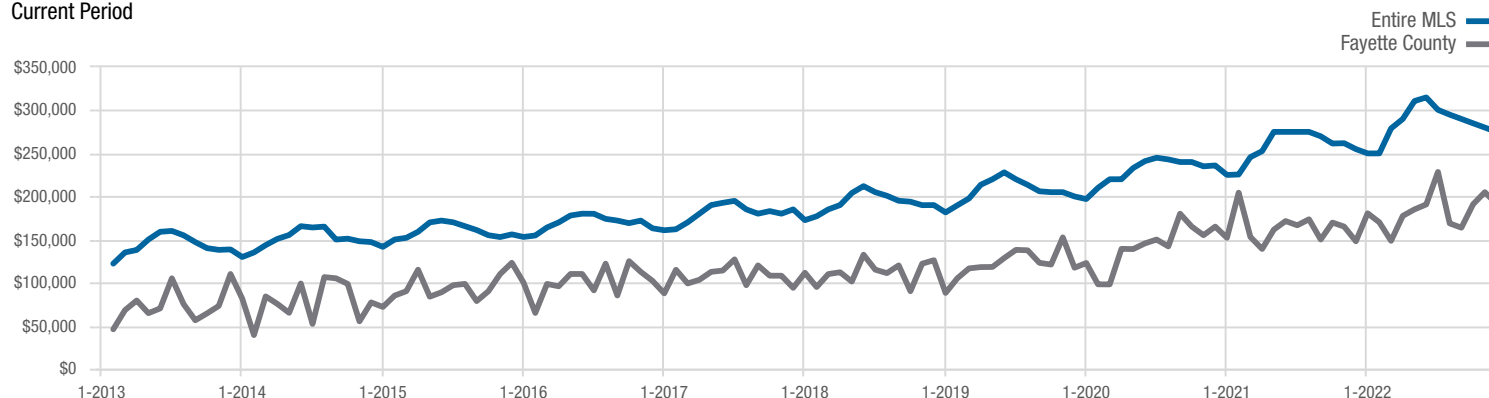
### In Contracts

■ 2021 ■ 2022



### Median Sales Price

Current Period



Each data point represents the median sales price in a given month.

# Local Market Update – December 2022

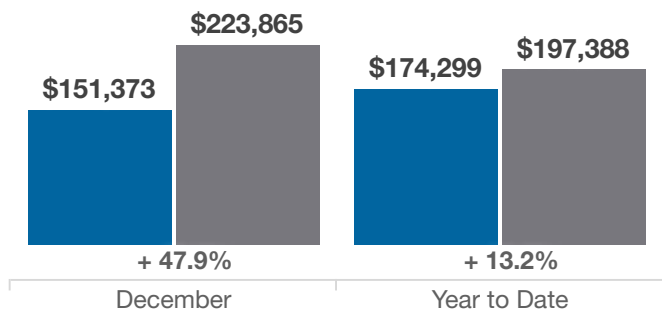
A RESEARCH TOOL PROVIDED BY THE COLUMBUS REALTORS®  
BASED ON RESIDENTIAL LISTING DATA ONLY



## Fayette County

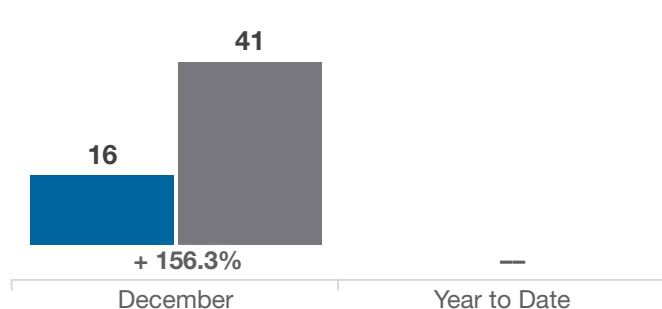
### Average Sales Price

■ 2021 ■ 2022



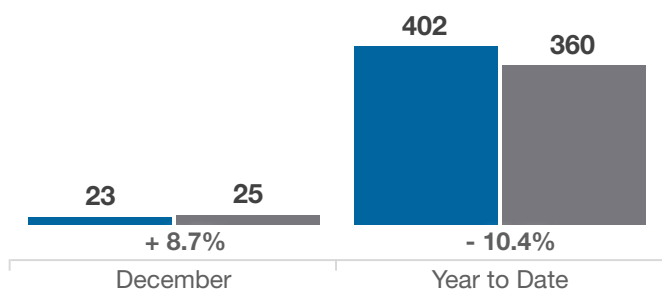
### Inventory of Homes for Sale

■ 2021 ■ 2022



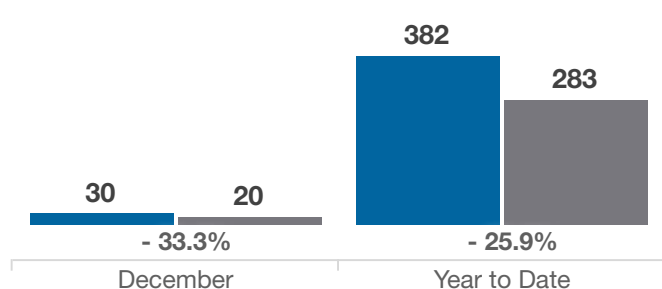
### New Listings

■ 2021 ■ 2022



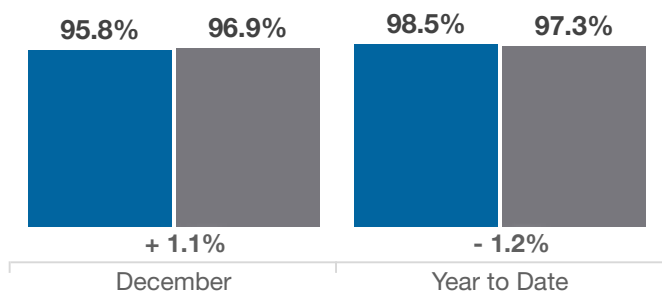
### Single Family Sales

■ 2021 ■ 2022



### Pct. Of Orig. List Price Received

■ 2021 ■ 2022



### Condo Sales

■ 2021 ■ 2022

