

Local Market Update – December 2022

A RESEARCH TOOL PROVIDED BY THE COLUMBUS REALTORS®
BASED ON RESIDENTIAL LISTING DATA ONLY



Franklin County

Key Metrics	December			Year to Date		
	2021	2022	% Change	Thru 12-2021	Thru 12-2022	% Change
Closed Sales	1,577	1,098	- 30.4%	20,462	17,239	- 15.8%
In Contracts	1,341	949	- 29.2%	20,631	17,145	- 16.9%
Average Sales Price*	\$285,735	\$320,103	+ 12.0%	\$292,579	\$326,058	+ 11.4%
Median Sales Price*	\$250,500	\$272,000	+ 8.6%	\$253,000	\$280,000	+ 10.7%
Average Price Per Square Foot*	\$175.25	\$186.71	+ 6.5%	\$173.92	\$194.25	+ 11.7%
Percent of Original List Price Received*	100.0%	96.8%	- 3.2%	102.3%	101.9%	- 0.4%
Percent of Last List Price Received*	101.0%	99.1%	- 1.9%	102.8%	102.7%	- 0.1%
Days on Market Until Sale	16	25	+ 56.3%	14	15	+ 7.1%
New Listings	1,029	748	- 27.3%	22,137	19,508	- 11.9%
Median List Price of New Listings	\$249,900	\$250,000	+ 0.0%	\$249,000	\$274,900	+ 10.4%
Median List Price at Time of Sale	\$249,900	\$275,000	+ 10.0%	\$245,000	\$274,900	+ 12.2%
Inventory of Homes for Sale	939	1,303	+ 38.8%	—	—	—
Months Supply of Inventory	0.5	0.9	+ 80.0%	—	—	—

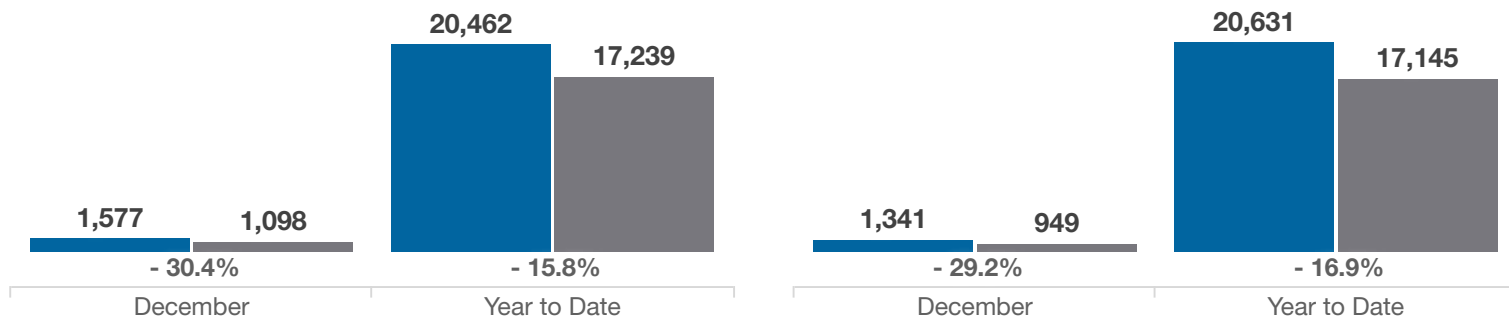
* Does not account for sale concessions and/or downpayment assistance. | Percent changes are calculated using rounded figures and can sometimes look extreme due to small sample size.

Closed Sales

■ 2021 ■ 2022

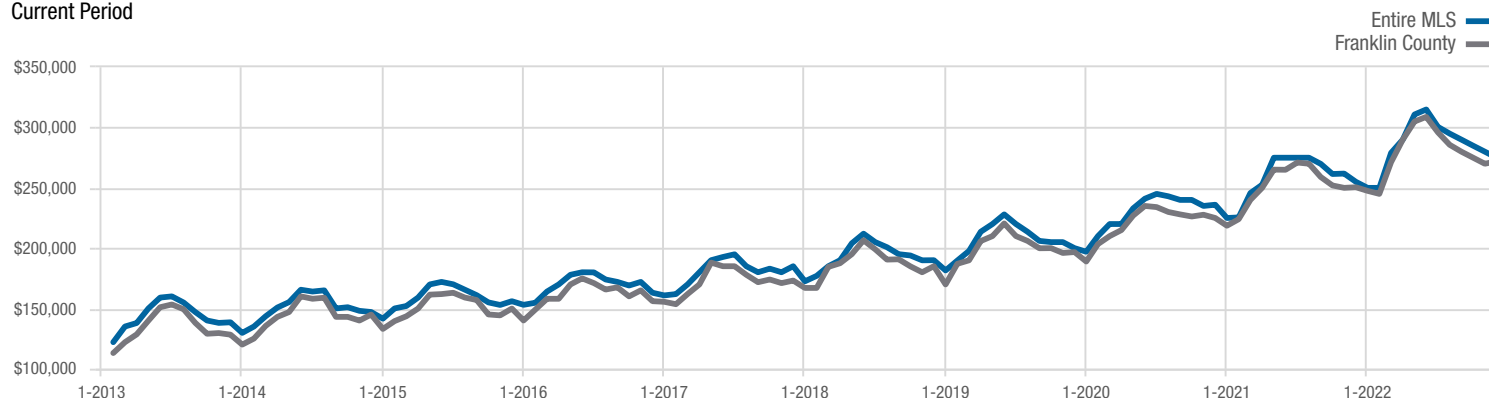
In Contracts

■ 2021 ■ 2022



Median Sales Price

Current Period



Each data point represents the median sales price in a given month.

Local Market Update – December 2022

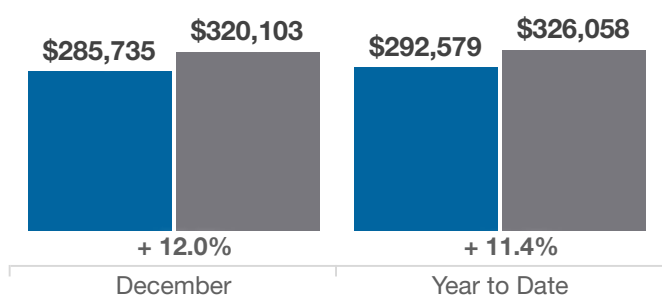
A RESEARCH TOOL PROVIDED BY THE COLUMBUS REALTORS®
BASED ON RESIDENTIAL LISTING DATA ONLY



Franklin County

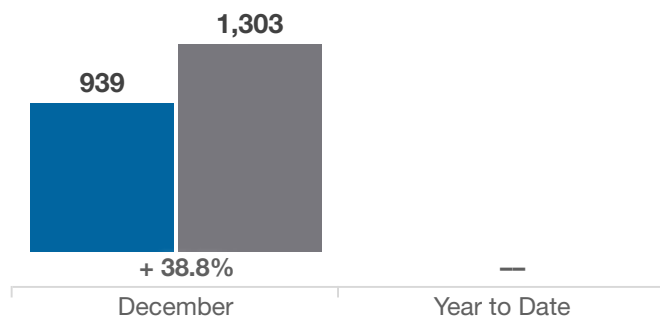
Average Sales Price

■ 2021 ■ 2022



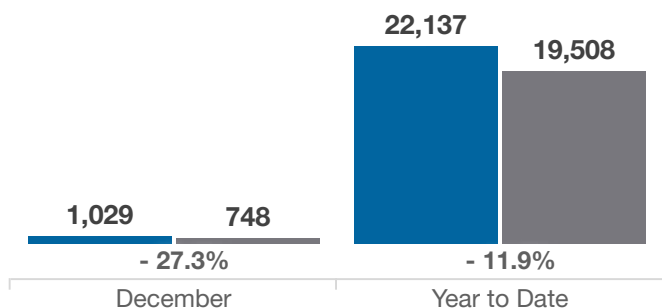
Inventory of Homes for Sale

■ 2021 ■ 2022



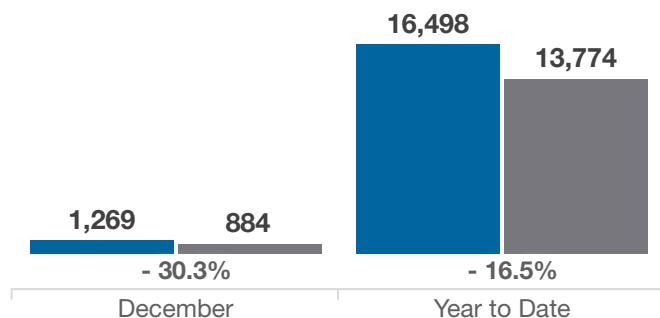
New Listings

■ 2021 ■ 2022



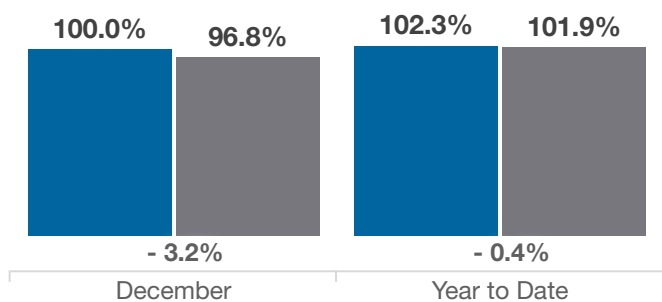
Single Family Sales

■ 2021 ■ 2022



Pct. Of Orig. List Price Received

■ 2021 ■ 2022



Condo Sales

■ 2021 ■ 2022

