

Local Market Update – December 2022

A RESEARCH TOOL PROVIDED BY THE COLUMBUS REALTORS®
BASED ON RESIDENTIAL LISTING DATA ONLY



Gahanna (Corp.)

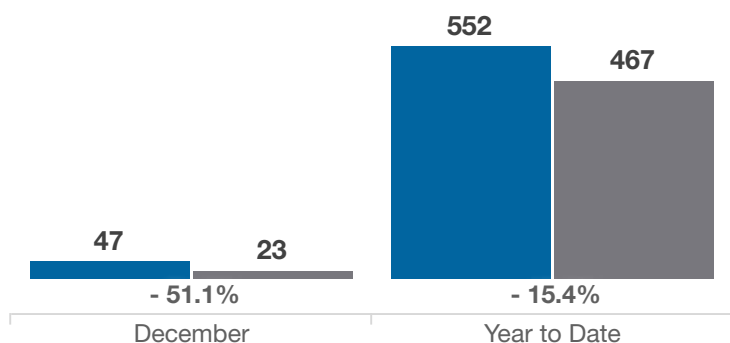
Franklin County

Key Metrics	December			Year to Date		
	2021	2022	% Change	Thru 12-2021	Thru 12-2022	% Change
Closed Sales	47	23	- 51.1%	552	467	- 15.4%
In Contracts	32	25	- 21.9%	566	462	- 18.4%
Average Sales Price*	\$338,415	\$399,505	+ 18.1%	\$318,249	\$372,946	+ 17.2%
Median Sales Price*	\$300,000	\$315,000	+ 5.0%	\$295,500	\$345,000	+ 16.8%
Average Price Per Square Foot*	\$181.18	\$184.52	+ 1.8%	\$172.77	\$194.00	+ 12.3%
Percent of Original List Price Received*	103.7%	96.2%	- 7.2%	104.1%	104.3%	+ 0.2%
Percent of Last List Price Received*	103.5%	98.9%	- 4.4%	104.3%	104.7%	+ 0.4%
Days on Market Until Sale	10	23	+ 130.0%	7	9	+ 28.6%
New Listings	19	21	+ 10.5%	576	516	- 10.4%
Median List Price of New Listings	\$269,900	\$295,000	+ 9.3%	\$289,450	\$334,900	+ 15.7%
Median List Price at Time of Sale	\$299,000	\$330,000	+ 10.4%	\$289,000	\$329,000	+ 13.8%
Inventory of Homes for Sale	4	22	+ 450.0%	—	—	—
Months Supply of Inventory	0.1	0.6	+ 500.0%	—	—	—

* Does not account for sale concessions and/or downpayment assistance. | Percent changes are calculated using rounded figures and can sometimes look extreme due to small sample size.

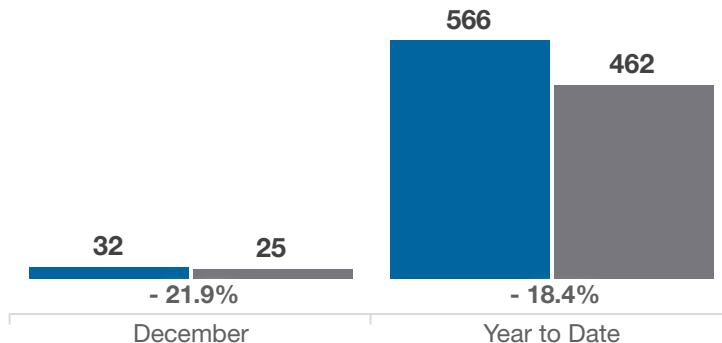
Closed Sales

■ 2021 ■ 2022



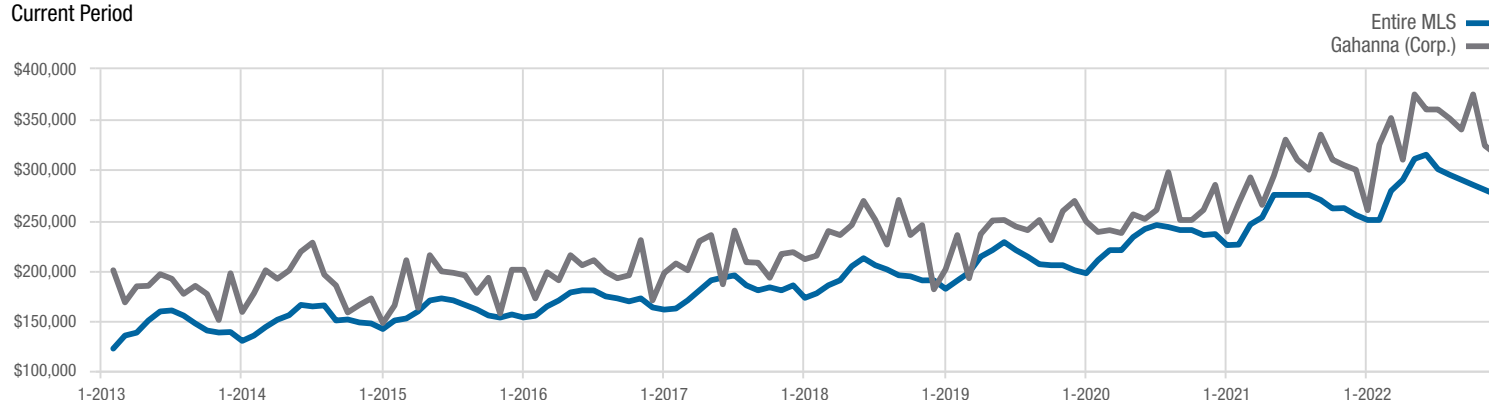
In Contracts

■ 2021 ■ 2022



Median Sales Price

Current Period



Each data point represents the median sales price in a given month.

Local Market Update – December 2022

A RESEARCH TOOL PROVIDED BY THE COLUMBUS REALTORS®
BASED ON RESIDENTIAL LISTING DATA ONLY

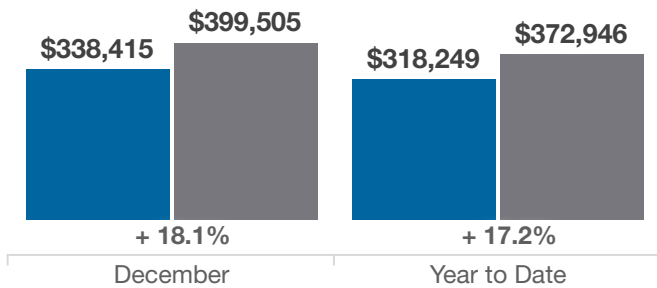


Gahanna (Corp.)

Franklin County

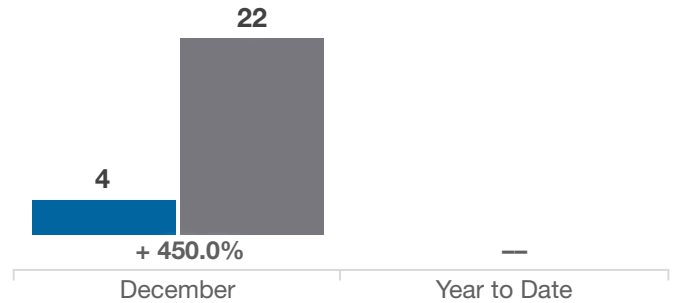
Average Sales Price

■ 2021 ■ 2022



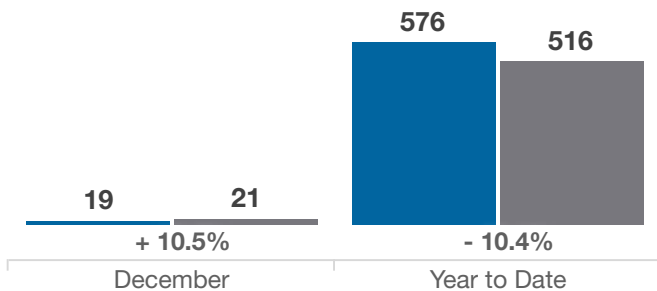
Inventory of Homes for Sale

■ 2021 ■ 2022



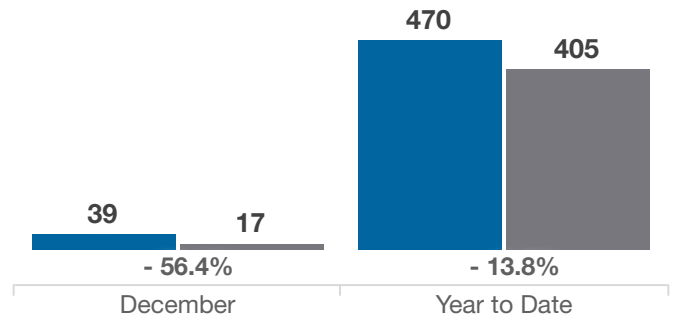
New Listings

■ 2021 ■ 2022



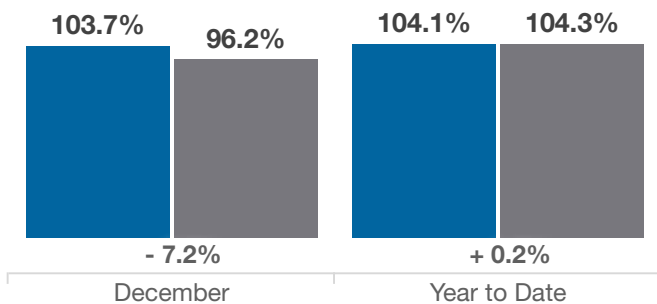
Single Family Sales

■ 2021 ■ 2022



Pct. Of Orig. List Price Received

■ 2021 ■ 2022



Condo Sales

■ 2021 ■ 2022

