

Local Market Update – December 2022

A RESEARCH TOOL PROVIDED BY THE COLUMBUS REALTORS®
BASED ON RESIDENTIAL LISTING DATA ONLY



Grandview Heights (Corp.)

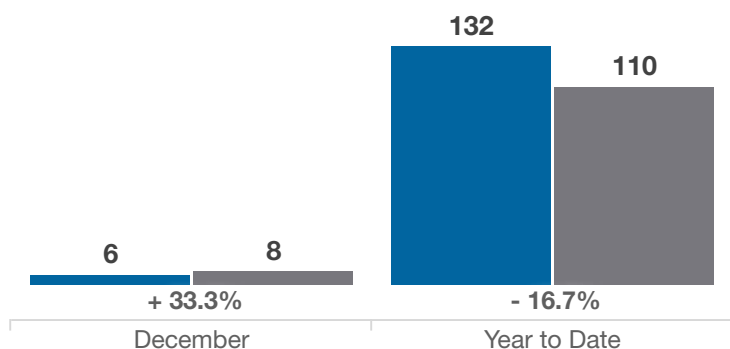
Franklin County

Key Metrics	December			Year to Date		
	2021	2022	% Change	Thru 12-2021	Thru 12-2022	% Change
Closed Sales	6	8	+ 33.3%	132	110	- 16.7%
In Contracts	7	7	0.0%	123	124	+ 0.8%
Average Sales Price*	\$385,670	\$570,963	+ 48.0%	\$466,591	\$545,806	+ 17.0%
Median Sales Price*	\$373,000	\$552,500	+ 48.1%	\$474,500	\$535,000	+ 12.8%
Average Price Per Square Foot*	\$279.09	\$310.69	+ 11.3%	\$289.43	\$321.68	+ 11.1%
Percent of Original List Price Received*	98.5%	94.8%	- 3.8%	103.6%	99.7%	- 3.8%
Percent of Last List Price Received*	102.4%	96.1%	- 6.2%	104.2%	101.4%	- 2.7%
Days on Market Until Sale	26	18	- 30.8%	27	21	- 22.2%
New Listings	2	3	+ 50.0%	131	130	- 0.8%
Median List Price of New Listings	\$334,450	\$498,900	+ 49.2%	\$459,500	\$510,000	+ 11.0%
Median List Price at Time of Sale	\$384,500	\$584,450	+ 52.0%	\$472,450	\$510,000	+ 7.9%
Inventory of Homes for Sale	15	16	+ 6.7%	—	—	—
Months Supply of Inventory	1.5	1.5	0.0%	—	—	—

* Does not account for sale concessions and/or downpayment assistance. | Percent changes are calculated using rounded figures and can sometimes look extreme due to small sample size.

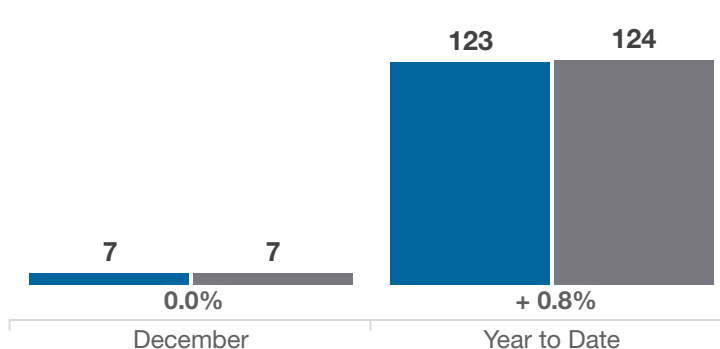
Closed Sales

■ 2021 ■ 2022



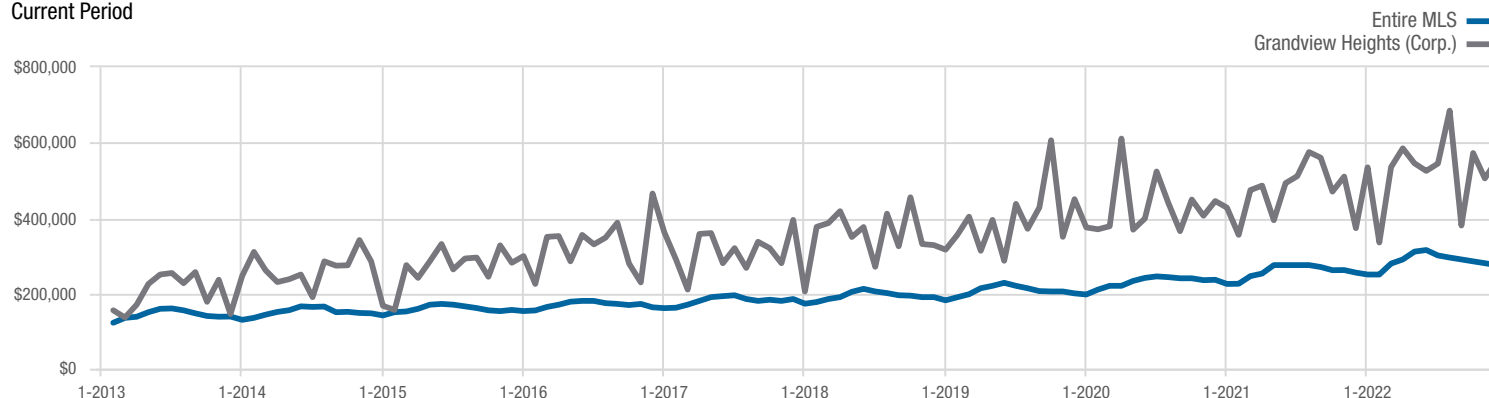
In Contracts

■ 2021 ■ 2022



Median Sales Price

Current Period



Each data point represents the median sales price in a given month.

Local Market Update – December 2022

A RESEARCH TOOL PROVIDED BY THE COLUMBUS REALTORS®
BASED ON RESIDENTIAL LISTING DATA ONLY

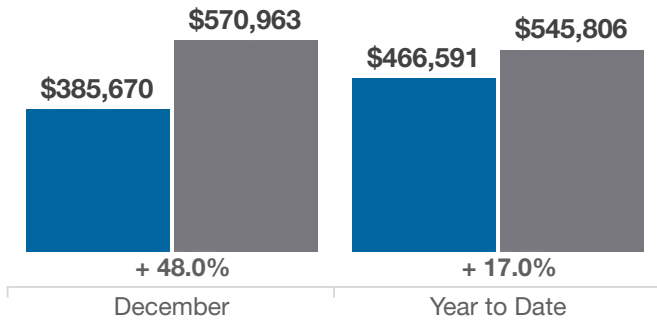


Grandview Heights (Corp.)

Franklin County

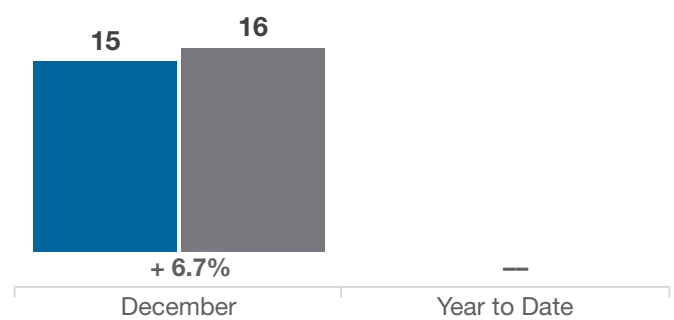
Average Sales Price

■ 2021 ■ 2022



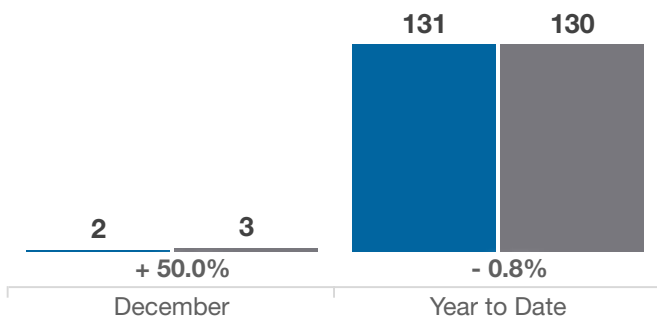
Inventory of Homes for Sale

■ 2021 ■ 2022



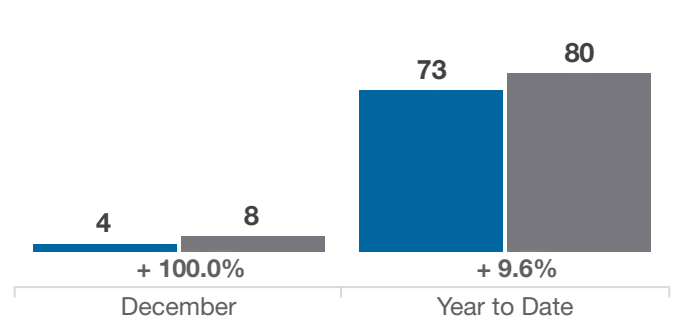
New Listings

■ 2021 ■ 2022



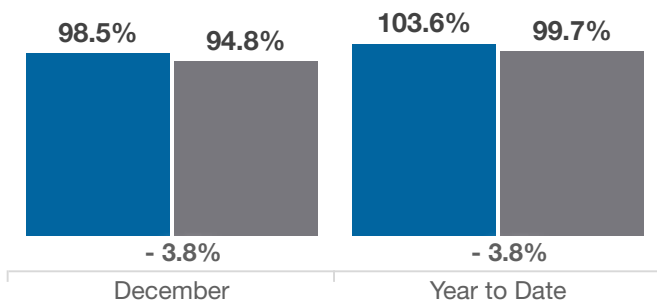
Single Family Sales

■ 2021 ■ 2022



Pct. Of Orig. List Price Received

■ 2021 ■ 2022



Condo Sales

■ 2021 ■ 2022

