

Local Market Update – December 2022

A RESEARCH TOOL PROVIDED BY THE COLUMBUS REALTORS®
BASED ON RESIDENTIAL LISTING DATA ONLY



Granville Exempted Village School District

Licking County

Key Metrics	December			Year to Date		
	2021	2022	% Change	Thru 12-2021	Thru 12-2022	% Change
Closed Sales	13	5	- 61.5%	209	136	- 34.9%
In Contracts	7	5	- 28.6%	204	132	- 35.3%
Average Sales Price*	\$431,492	\$668,000	+ 54.8%	\$475,780	\$562,201	+ 18.2%
Median Sales Price*	\$390,000	\$800,000	+ 105.1%	\$405,000	\$520,000	+ 28.4%
Average Price Per Square Foot*	\$212.75	\$218.69	+ 2.8%	\$189.43	\$224.70	+ 18.6%
Percent of Original List Price Received*	96.1%	101.2%	+ 5.3%	100.3%	101.0%	+ 0.7%
Percent of Last List Price Received*	99.5%	101.2%	+ 1.7%	101.0%	101.8%	+ 0.8%
Days on Market Until Sale	31	5	- 83.9%	21	25	+ 19.0%
New Listings	11	3	- 72.7%	210	148	- 29.5%
Median List Price of New Listings	\$374,900	\$200,000	- 46.7%	\$399,800	\$499,500	+ 24.9%
Median List Price at Time of Sale	\$399,700	\$825,000	+ 106.4%	\$399,000	\$496,750	+ 24.5%
Inventory of Homes for Sale	14	10	- 28.6%	—	—	—
Months Supply of Inventory	0.8	0.9	+ 12.5%	—	—	—

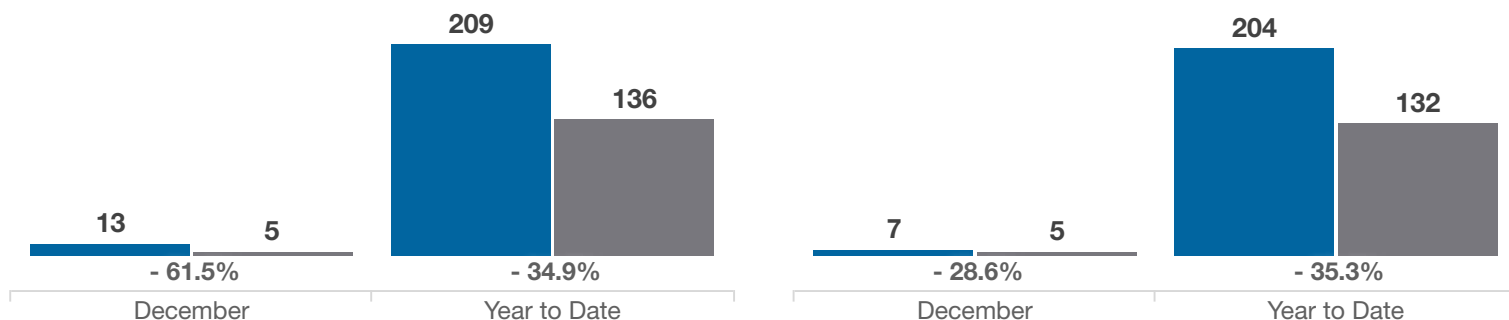
* Does not account for sale concessions and/or downpayment assistance. | Percent changes are calculated using rounded figures and can sometimes look extreme due to small sample size.

Closed Sales

■ 2021 ■ 2022

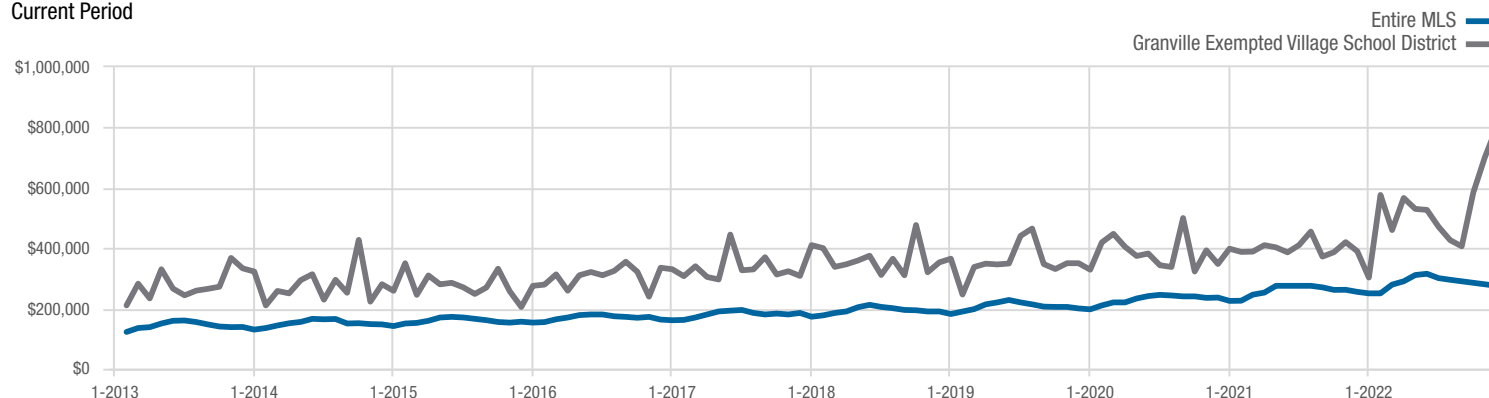
In Contracts

■ 2021 ■ 2022



Median Sales Price

Current Period



Each data point represents the median sales price in a given month.

Local Market Update – December 2022

A RESEARCH TOOL PROVIDED BY THE COLUMBUS REALTORS®
BASED ON RESIDENTIAL LISTING DATA ONLY

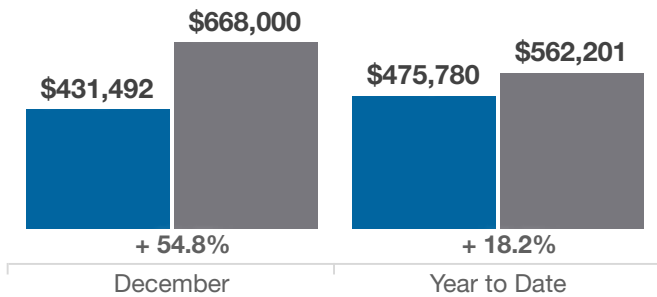


Granville Exempted Village School District

Licking County

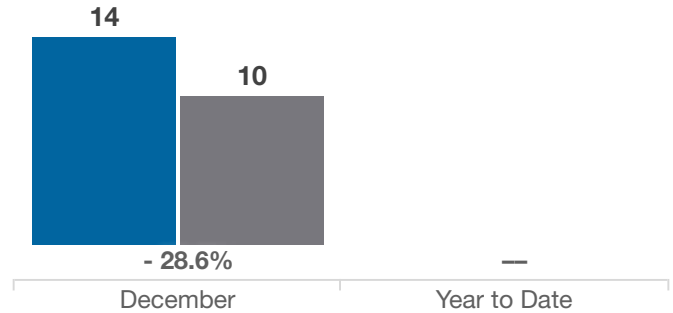
Average Sales Price

■ 2021 ■ 2022



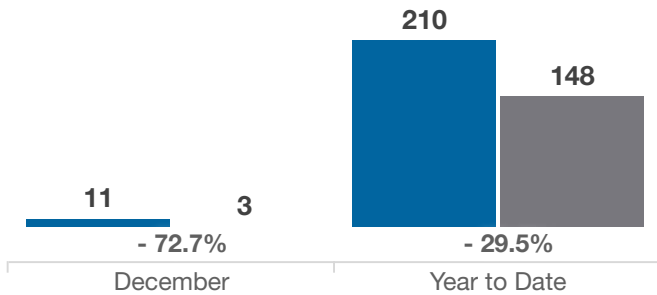
Inventory of Homes for Sale

■ 2021 ■ 2022



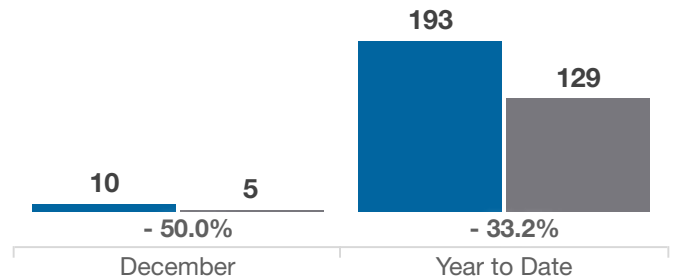
New Listings

■ 2021 ■ 2022



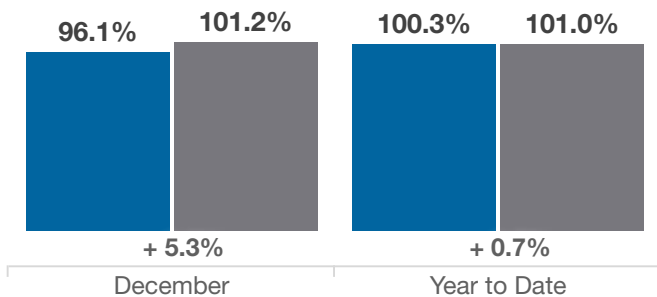
Single Family Sales

■ 2021 ■ 2022



Pct. Of Orig. List Price Received

■ 2021 ■ 2022



Condo Sales

■ 2021 ■ 2022

