

Local Market Update – December 2022

A RESEARCH TOOL PROVIDED BY THE COLUMBUS REALTORS®
BASED ON RESIDENTIAL LISTING DATA ONLY



Grove City (Corp.)

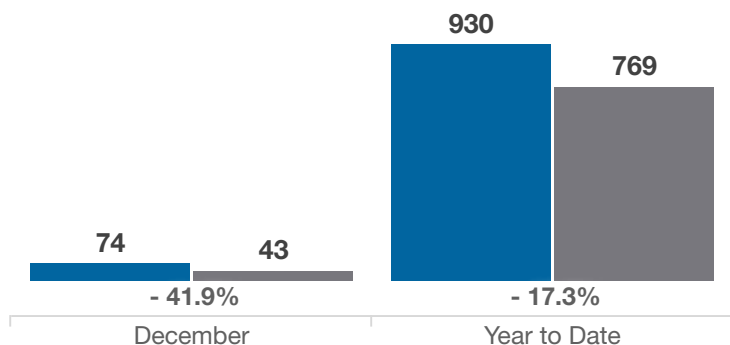
Franklin County

Key Metrics	December			Year to Date		
	2021	2022	% Change	Thru 12-2021	Thru 12-2022	% Change
Closed Sales	74	43	- 41.9%	930	769	- 17.3%
In Contracts	75	55	- 26.7%	974	744	- 23.6%
Average Sales Price*	\$319,552	\$365,891	+ 14.5%	\$304,389	\$340,566	+ 11.9%
Median Sales Price*	\$335,000	\$373,000	+ 11.3%	\$297,700	\$330,000	+ 10.8%
Average Price Per Square Foot*	\$169.53	\$179.89	+ 6.1%	\$164.20	\$184.13	+ 12.1%
Percent of Original List Price Received*	99.8%	97.7%	- 2.1%	102.2%	101.4%	- 0.8%
Percent of Last List Price Received*	100.1%	99.3%	- 0.8%	102.3%	101.9%	- 0.4%
Days on Market Until Sale	14	21	+ 50.0%	15	18	+ 20.0%
New Listings	56	34	- 39.3%	1,032	819	- 20.6%
Median List Price of New Listings	\$278,800	\$391,400	+ 40.4%	\$299,000	\$339,900	+ 13.7%
Median List Price at Time of Sale	\$319,200	\$369,900	+ 15.9%	\$286,150	\$325,000	+ 13.6%
Inventory of Homes for Sale	45	65	+ 44.4%	—	—	—
Months Supply of Inventory	0.6	1.0	+ 66.7%	—	—	—

* Does not account for sale concessions and/or downpayment assistance. | Percent changes are calculated using rounded figures and can sometimes look extreme due to small sample size.

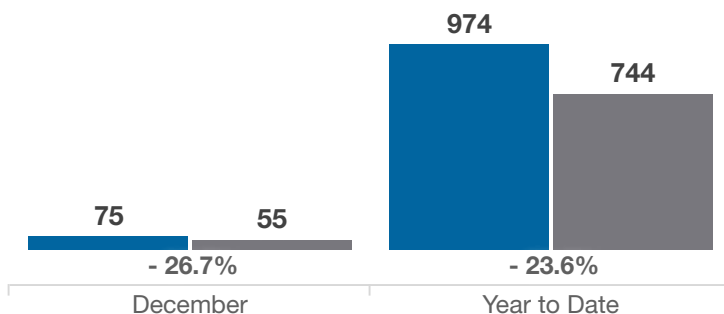
Closed Sales

■ 2021 ■ 2022



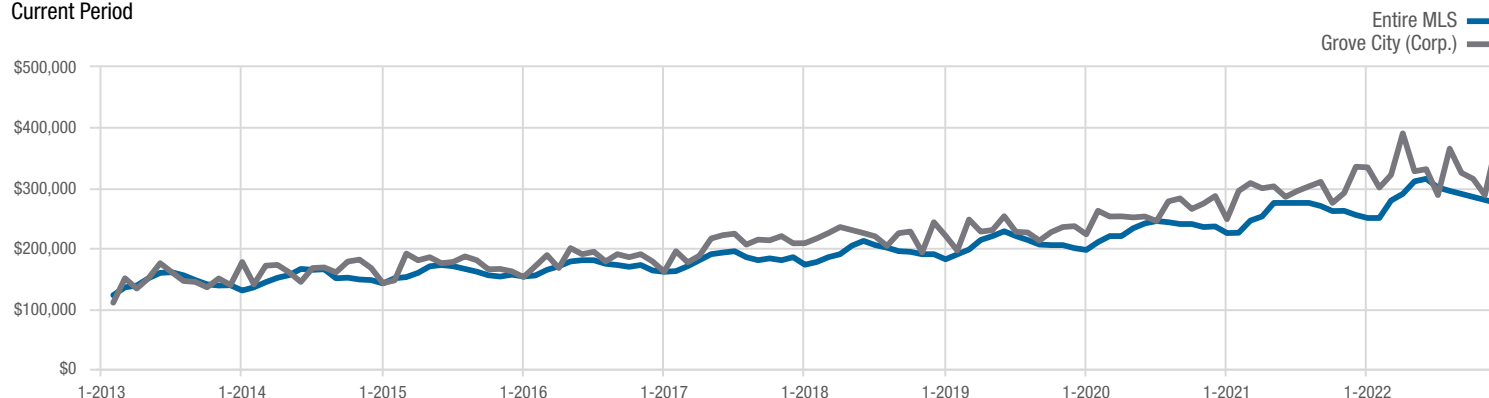
In Contracts

■ 2021 ■ 2022



Median Sales Price

Current Period



Each data point represents the median sales price in a given month.

Local Market Update – December 2022

A RESEARCH TOOL PROVIDED BY THE COLUMBUS REALTORS®
BASED ON RESIDENTIAL LISTING DATA ONLY

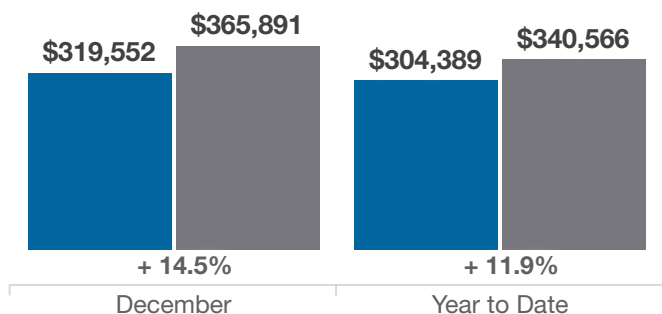


Grove City (Corp.)

Franklin County

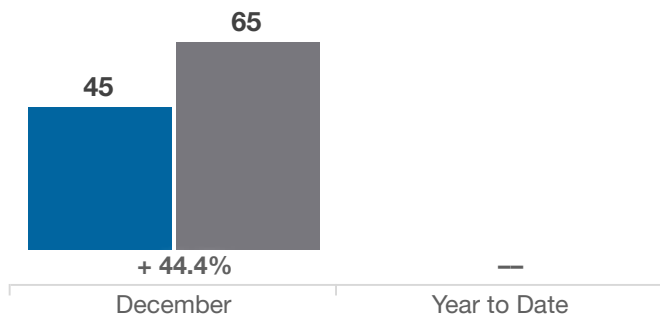
Average Sales Price

■ 2021 ■ 2022



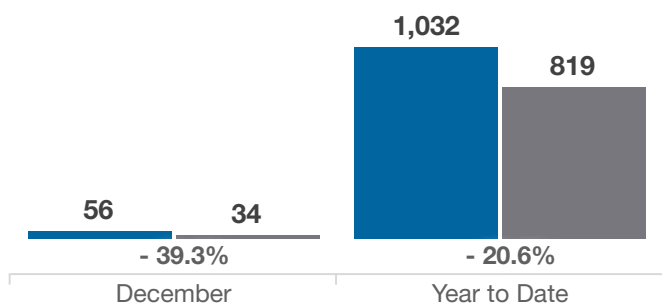
Inventory of Homes for Sale

■ 2021 ■ 2022



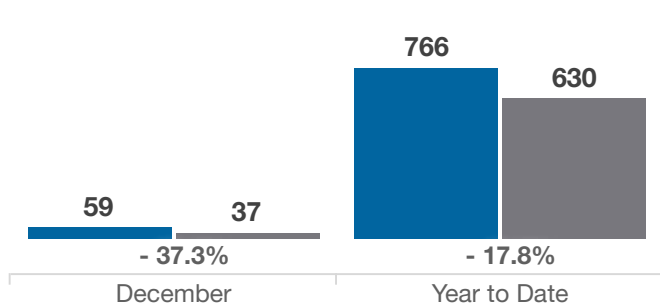
New Listings

■ 2021 ■ 2022



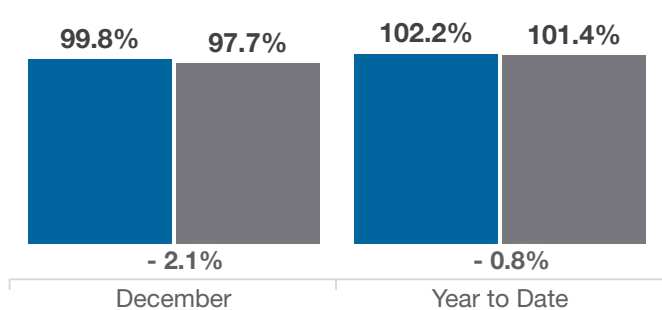
Single Family Sales

■ 2021 ■ 2022



Pct. Of Orig. List Price Received

■ 2021 ■ 2022



Condo Sales

■ 2021 ■ 2022

