

Local Market Update – December 2022

A RESEARCH TOOL PROVIDED BY THE COLUMBUS REALTORS®
BASED ON RESIDENTIAL LISTING DATA ONLY



Hilliard (Corp.)

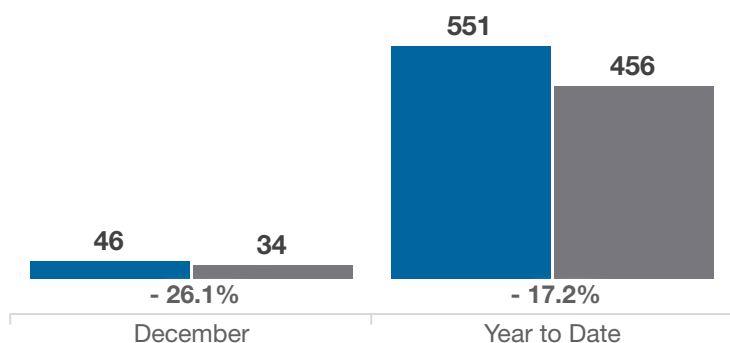
Franklin County

Key Metrics	December			Year to Date		
	2021	2022	% Change	Thru 12-2021	Thru 12-2022	% Change
Closed Sales	46	34	- 26.1%	551	456	- 17.2%
In Contracts	39	18	- 53.8%	562	445	- 20.8%
Average Sales Price*	\$409,475	\$393,303	- 3.9%	\$353,176	\$410,762	+ 16.3%
Median Sales Price*	\$358,950	\$353,500	- 1.5%	\$335,000	\$400,000	+ 19.4%
Average Price Per Square Foot*	\$195.40	\$199.66	+ 2.2%	\$184.20	\$204.74	+ 11.2%
Percent of Original List Price Received*	100.9%	98.7%	- 2.2%	104.0%	103.2%	- 0.8%
Percent of Last List Price Received*	101.3%	99.9%	- 1.4%	104.0%	103.7%	- 0.3%
Days on Market Until Sale	9	14	+ 55.6%	8	10	+ 25.0%
New Listings	30	23	- 23.3%	586	488	- 16.7%
Median List Price of New Listings	\$469,950	\$469,000	- 0.2%	\$325,000	\$375,000	+ 15.4%
Median List Price at Time of Sale	\$347,450	\$361,944	+ 4.2%	\$322,000	\$375,000	+ 16.5%
Inventory of Homes for Sale	11	27	+ 145.5%	—	—	—
Months Supply of Inventory	0.2	0.7	+ 250.0%	—	—	—

* Does not account for sale concessions and/or downpayment assistance. | Percent changes are calculated using rounded figures and can sometimes look extreme due to small sample size.

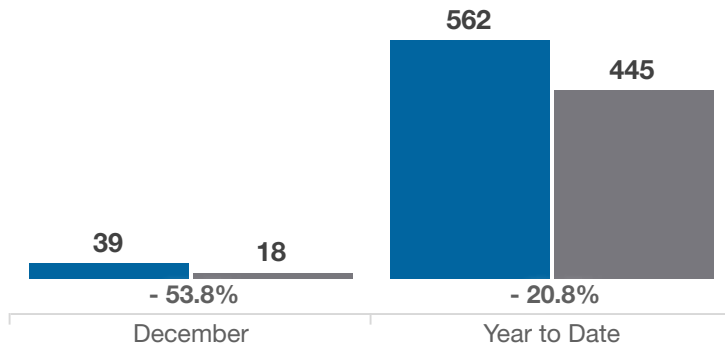
Closed Sales

■ 2021 ■ 2022



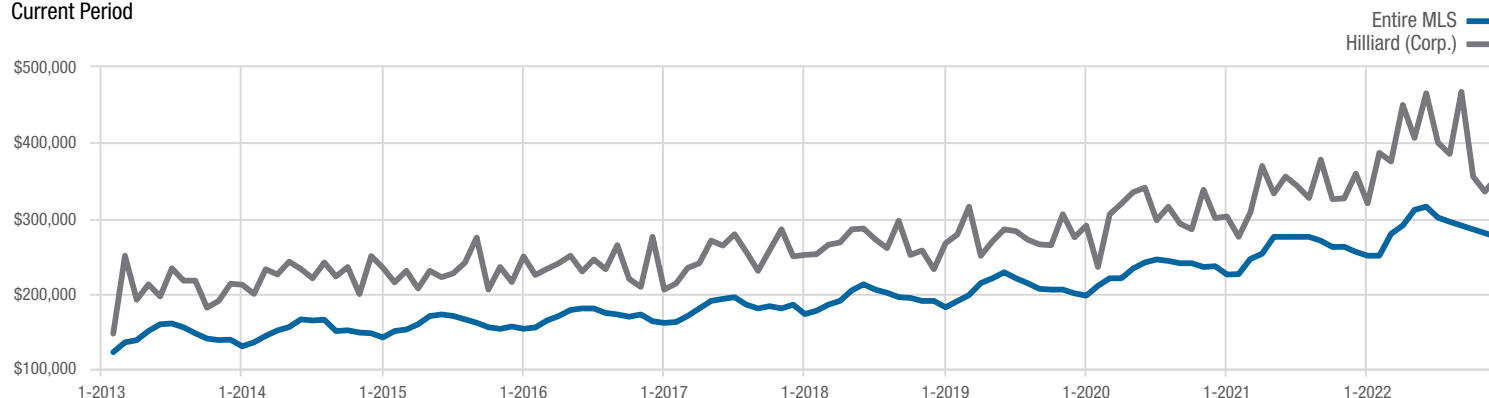
In Contracts

■ 2021 ■ 2022



Median Sales Price

Current Period



Each data point represents the median sales price in a given month.

Local Market Update – December 2022

A RESEARCH TOOL PROVIDED BY THE COLUMBUS REALTORS®
BASED ON RESIDENTIAL LISTING DATA ONLY

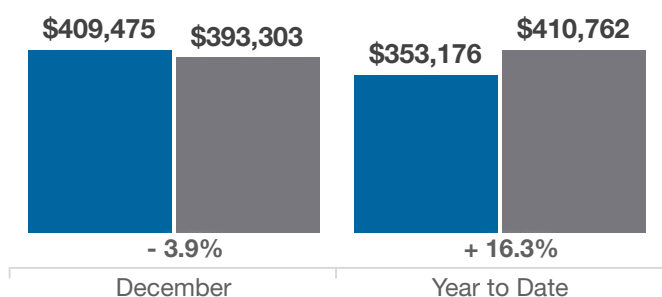


Hilliard (Corp.)

Franklin County

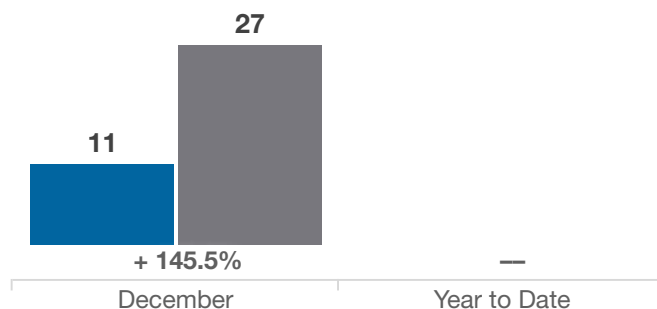
Average Sales Price

■ 2021 ■ 2022



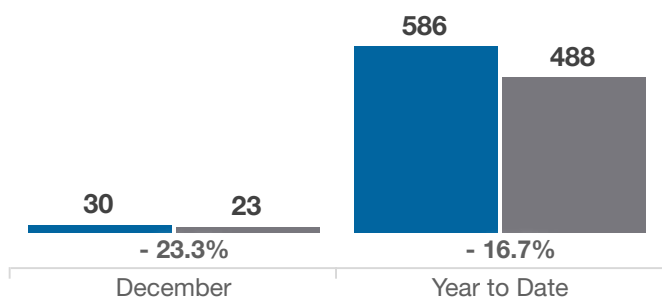
Inventory of Homes for Sale

■ 2021 ■ 2022



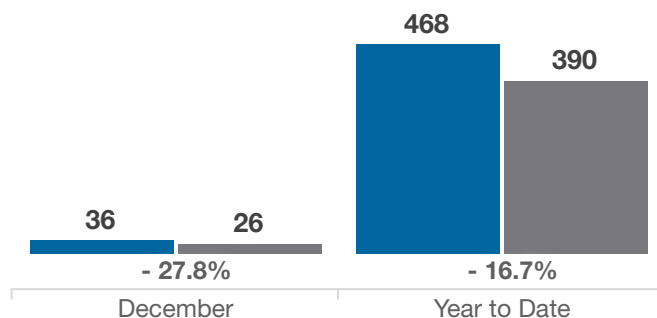
New Listings

■ 2021 ■ 2022



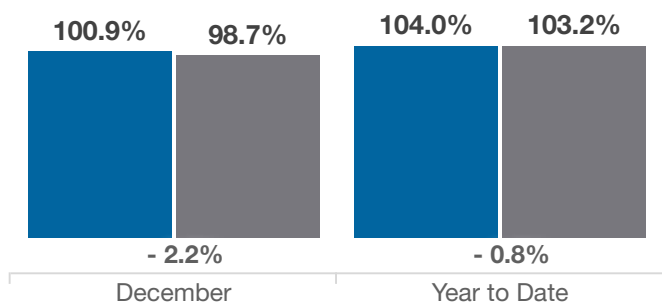
Single Family Sales

■ 2021 ■ 2022



Pct. Of Orig. List Price Received

■ 2021 ■ 2022



Condo Sales

■ 2021 ■ 2022

