

# Local Market Update – December 2022

A RESEARCH TOOL PROVIDED BY THE COLUMBUS REALTORS®  
BASED ON RESIDENTIAL LISTING DATA ONLY



## Johnstown-Monroe Local School District

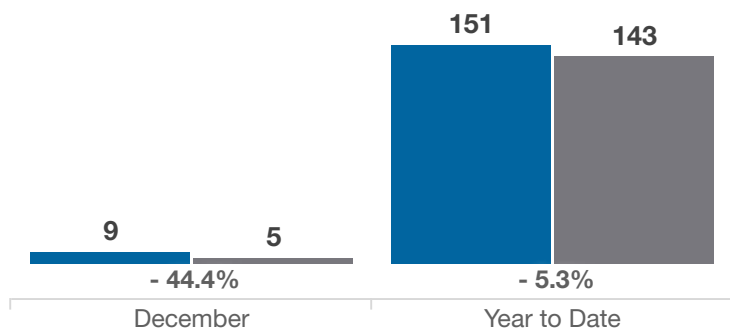
Delaware and Licking Counties

Key Metrics	December			Year to Date		
	2021	2022	% Change	Thru 12-2021	Thru 12-2022	% Change
Closed Sales	9	5	- 44.4%	151	143	- 5.3%
In Contracts	8	5	- 37.5%	150	141	- 6.0%
Average Sales Price*	\$264,341	\$371,373	+ 40.5%	\$336,018	\$408,464	+ 21.6%
Median Sales Price*	\$250,000	\$449,900	+ 80.0%	\$313,028	\$379,950	+ 21.4%
Average Price Per Square Foot*	\$155.46	\$175.58	+ 12.9%	\$172.37	\$211.35	+ 22.6%
Percent of Original List Price Received*	105.6%	93.4%	- 11.6%	101.1%	100.8%	- 0.3%
Percent of Last List Price Received*	107.2%	94.1%	- 12.2%	102.0%	101.7%	- 0.3%
Days on Market Until Sale	15	23	+ 53.3%	13	15	+ 15.4%
New Listings	6	11	+ 83.3%	169	173	+ 2.4%
Median List Price of New Listings	\$217,450	\$499,900	+ 129.9%	\$305,000	\$399,900	+ 31.1%
Median List Price at Time of Sale	\$235,000	\$469,900	+ 100.0%	\$299,900	\$372,450	+ 24.2%
Inventory of Homes for Sale	7	24	+ 242.9%	—	—	—
Months Supply of Inventory	0.6	2.0	+ 233.3%	—	—	—

\* Does not account for sale concessions and/or downpayment assistance. | Percent changes are calculated using rounded figures and can sometimes look extreme due to small sample size.

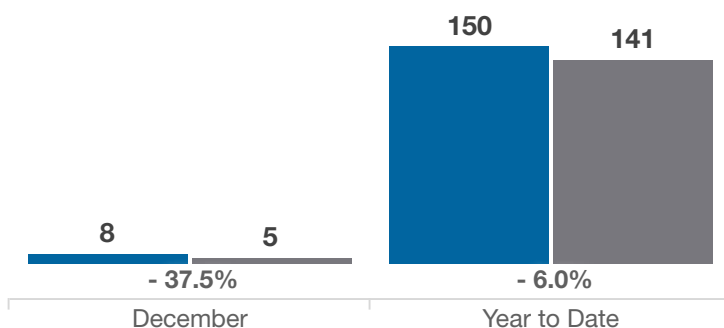
### Closed Sales

■ 2021 ■ 2022



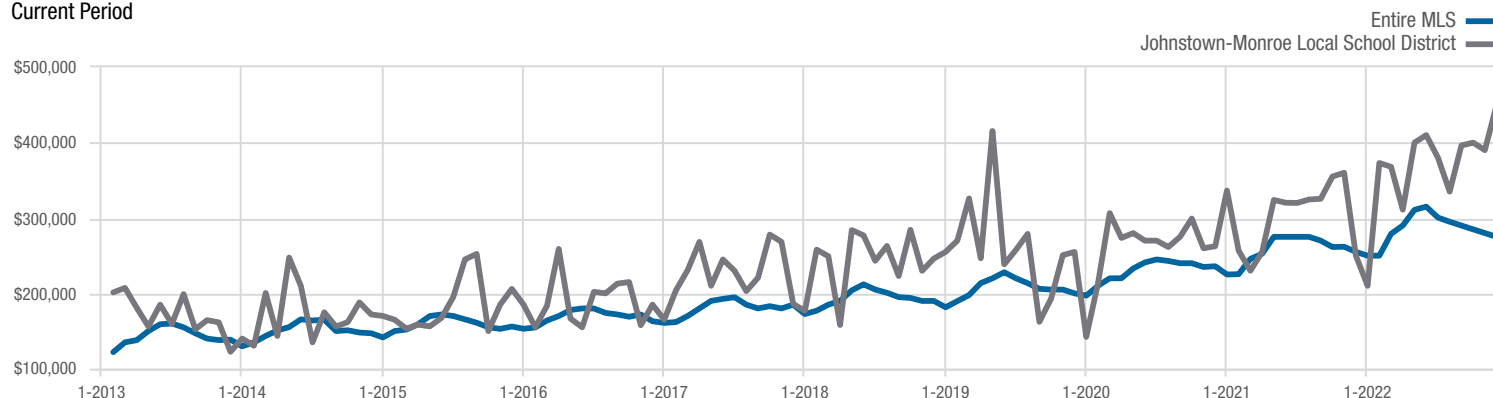
### In Contracts

■ 2021 ■ 2022



### Median Sales Price

Current Period



Each data point represents the median sales price in a given month.

# Local Market Update – December 2022

A RESEARCH TOOL PROVIDED BY THE COLUMBUS REALTORS®  
BASED ON RESIDENTIAL LISTING DATA ONLY

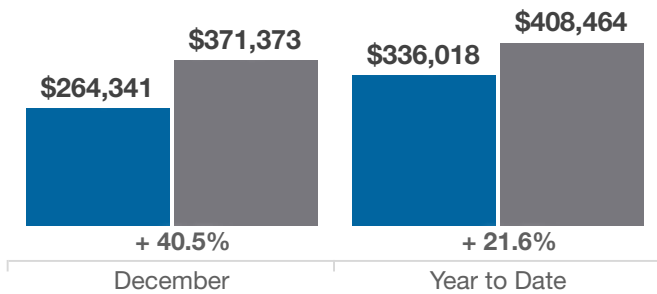


## Johnstown-Monroe Local School District

Delaware and Licking Counties

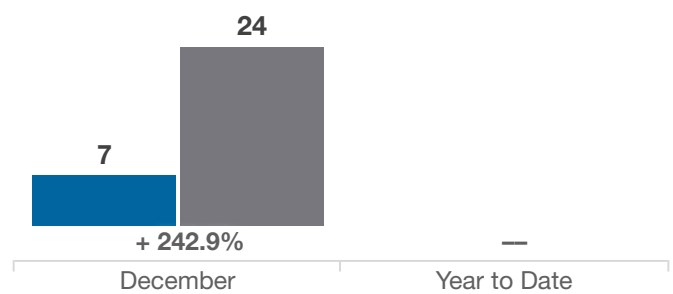
### Average Sales Price

■ 2021 ■ 2022



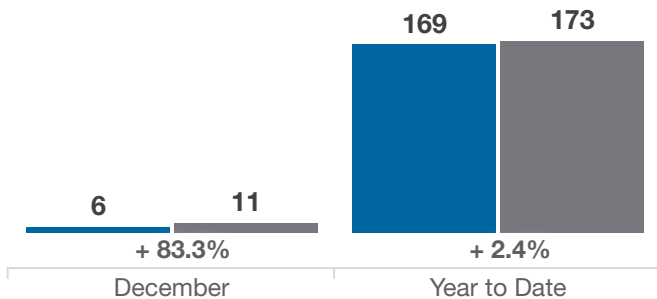
### Inventory of Homes for Sale

■ 2021 ■ 2022



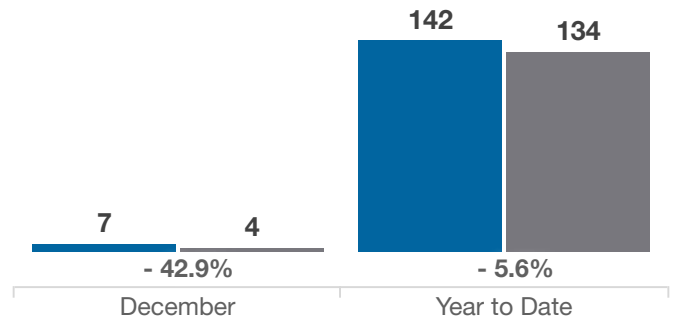
### New Listings

■ 2021 ■ 2022



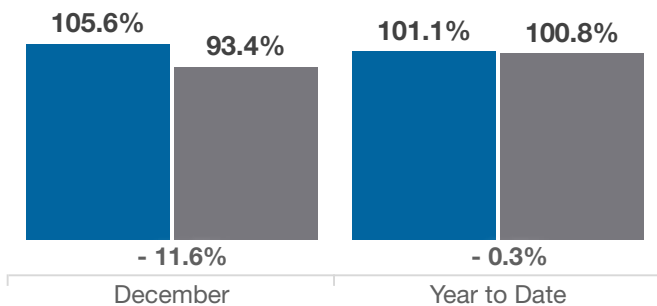
### Single Family Sales

■ 2021 ■ 2022



### Pct. Of Orig. List Price Received

■ 2021 ■ 2022



### Condo Sales

■ 2021 ■ 2022

