

# Local Market Update – December 2022

A RESEARCH TOOL PROVIDED BY THE COLUMBUS REALTORS®  
BASED ON RESIDENTIAL LISTING DATA ONLY



## Lancaster City School District

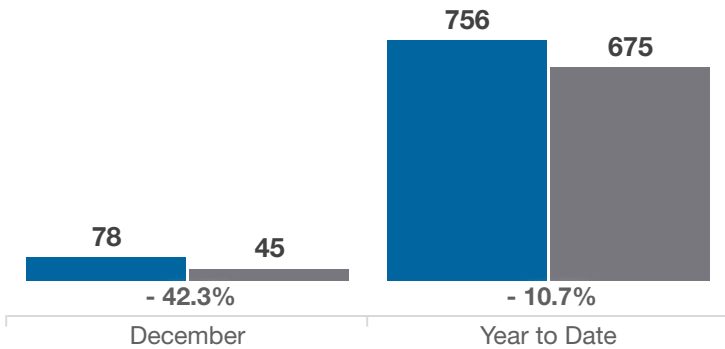
Fairfield County

Key Metrics	December			Year to Date		
	2021	2022	% Change	Thru 12-2021	Thru 12-2022	% Change
Closed Sales	78	45	- 42.3%	756	675	- 10.7%
In Contracts	39	43	+ 10.3%	771	669	- 13.2%
Average Sales Price*	\$210,460	\$225,800	+ 7.3%	\$204,127	\$221,444	+ 8.5%
Median Sales Price*	\$191,450	\$196,000	+ 2.4%	\$183,250	\$200,000	+ 9.1%
Average Price Per Square Foot*	\$141.33	\$137.26	- 2.9%	\$131.98	\$146.25	+ 10.8%
Percent of Original List Price Received*	98.0%	95.6%	- 2.4%	99.9%	100.7%	+ 0.8%
Percent of Last List Price Received*	99.6%	99.3%	- 0.3%	101.2%	101.8%	+ 0.6%
Days on Market Until Sale	17	31	+ 82.4%	20	16	- 20.0%
New Listings	31	39	+ 25.8%	796	742	- 6.8%
Median List Price of New Listings	\$174,900	\$170,000	- 2.8%	\$179,900	\$189,900	+ 5.6%
Median List Price at Time of Sale	\$189,900	\$189,900	0.0%	\$179,900	\$191,450	+ 6.4%
Inventory of Homes for Sale	23	47	+ 104.3%	—	—	—
Months Supply of Inventory	0.4	0.8	+ 100.0%	—	—	—

\* Does not account for sale concessions and/or downpayment assistance. | Percent changes are calculated using rounded figures and can sometimes look extreme due to small sample size.

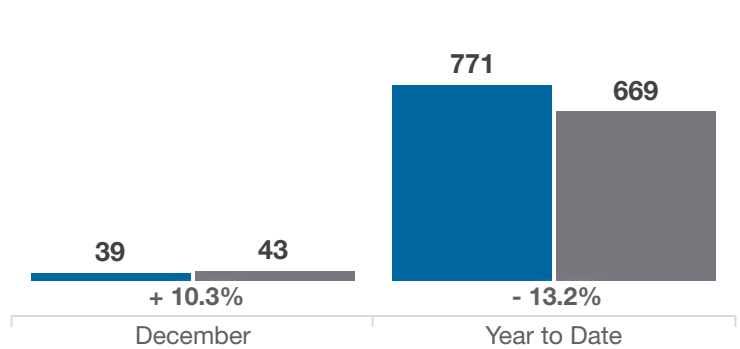
### Closed Sales

■ 2021 ■ 2022



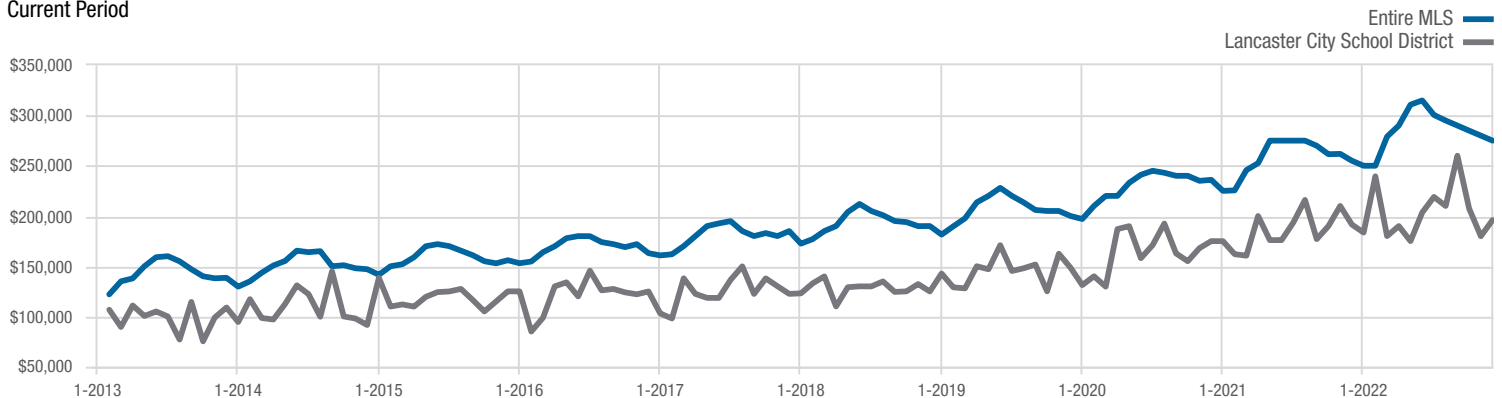
### In Contracts

■ 2021 ■ 2022



### Median Sales Price

Current Period



Each data point represents the median sales price in a given month.

# Local Market Update – December 2022

A RESEARCH TOOL PROVIDED BY THE COLUMBUS REALTORS®  
BASED ON RESIDENTIAL LISTING DATA ONLY

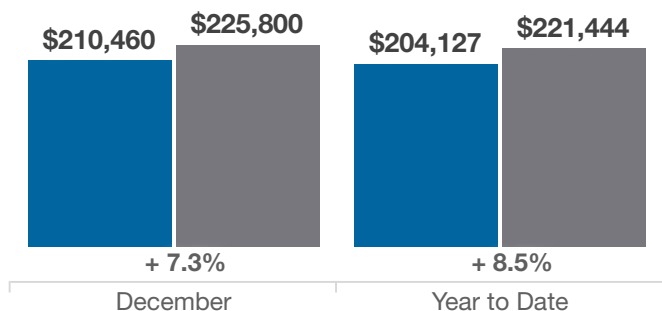


## Lancaster City School District

Fairfield County

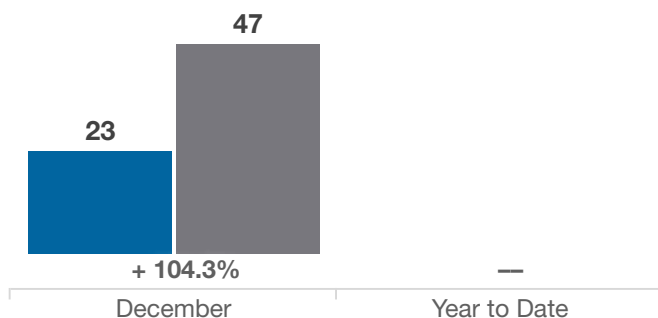
### Average Sales Price

■ 2021 ■ 2022



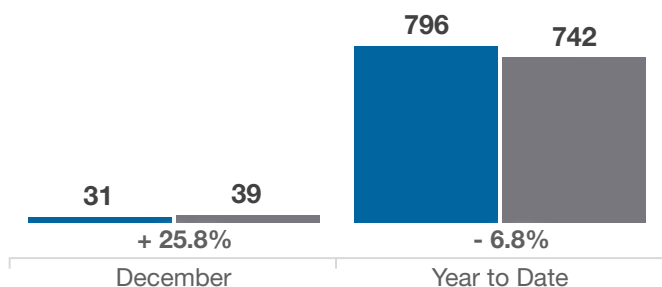
### Inventory of Homes for Sale

■ 2021 ■ 2022



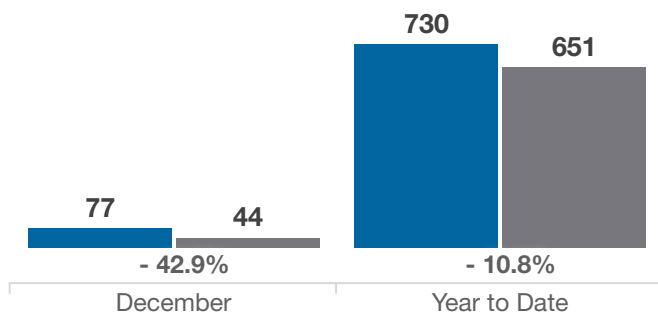
### New Listings

■ 2021 ■ 2022



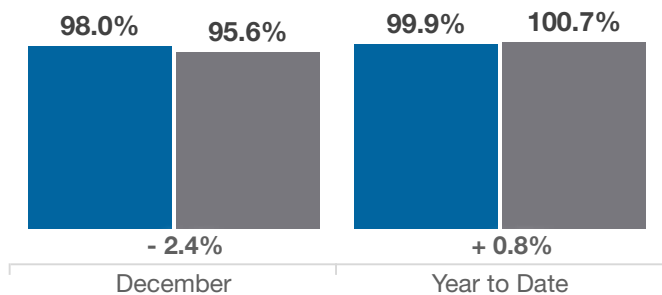
### Single Family Sales

■ 2021 ■ 2022



### Pct. Of Orig. List Price Received

■ 2021 ■ 2022



### Condo Sales

■ 2021 ■ 2022

