

Local Market Update – December 2022

A RESEARCH TOOL PROVIDED BY THE COLUMBUS REALTORS®
BASED ON RESIDENTIAL LISTING DATA ONLY



Lithopolis (Corp.)

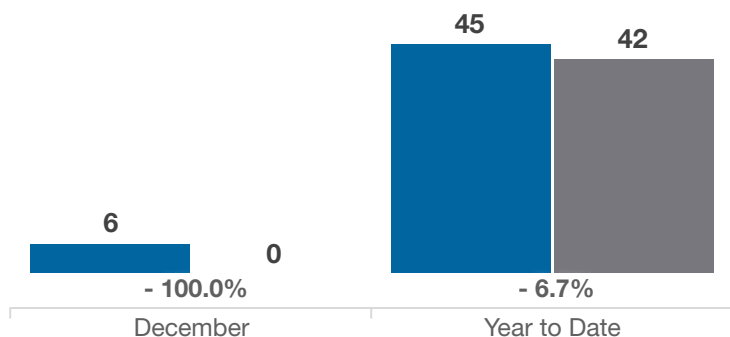
Franklin and Fairfield Counties

| Key Metrics | December | | | Year to Date | | |
|--|-----------|-----------|----------|--------------|--------------|----------|
| | 2021 | 2022 | % Change | Thru 12-2021 | Thru 12-2022 | % Change |
| Closed Sales | 6 | 0 | - 100.0% | 45 | 42 | - 6.7% |
| In Contracts | 2 | 3 | + 50.0% | 44 | 43 | - 2.3% |
| Average Sales Price* | \$329,667 | — | — | \$317,071 | \$368,780 | + 16.3% |
| Median Sales Price* | \$357,500 | — | — | \$325,000 | \$362,500 | + 11.5% |
| Average Price Per Square Foot* | \$155.05 | — | — | \$151.23 | \$169.31 | + 12.0% |
| Percent of Original List Price Received* | 103.2% | — | — | 103.4% | 100.8% | - 2.5% |
| Percent of Last List Price Received* | 100.5% | — | — | 103.3% | 101.8% | - 1.5% |
| Days on Market Until Sale | 9 | — | — | 8 | 9 | + 12.5% |
| New Listings | 1 | 2 | + 100.0% | 42 | 52 | + 23.8% |
| Median List Price of New Listings | \$299,700 | \$409,450 | + 36.6% | \$313,950 | \$372,400 | + 18.6% |
| Median List Price at Time of Sale | \$349,500 | — | — | \$309,900 | \$362,400 | + 16.9% |
| Inventory of Homes for Sale | 0 | 7 | — | — | — | — |
| Months Supply of Inventory | — | 1.8 | — | — | — | — |

* Does not account for sale concessions and/or downpayment assistance. | Percent changes are calculated using rounded figures and can sometimes look extreme due to small sample size.

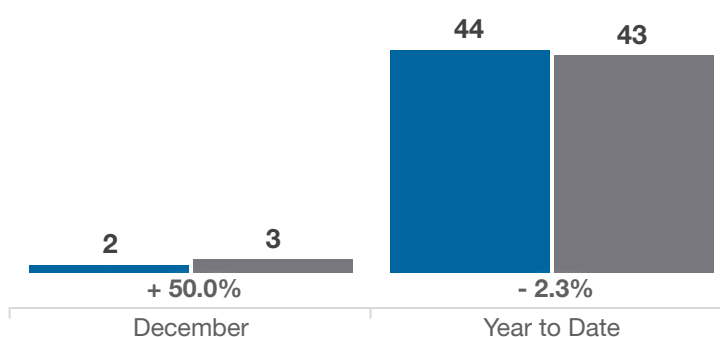
Closed Sales

■ 2021 ■ 2022



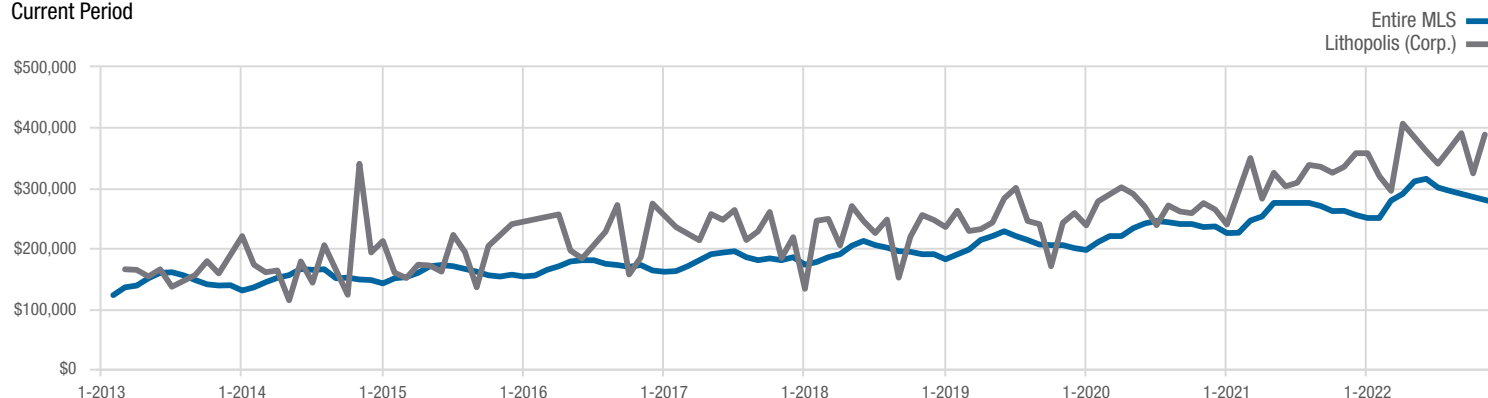
In Contracts

■ 2021 ■ 2022



Median Sales Price

Current Period



Each data point represents the median sales price in a given month.

Local Market Update – December 2022

A RESEARCH TOOL PROVIDED BY THE COLUMBUS REALTORS®
BASED ON RESIDENTIAL LISTING DATA ONLY

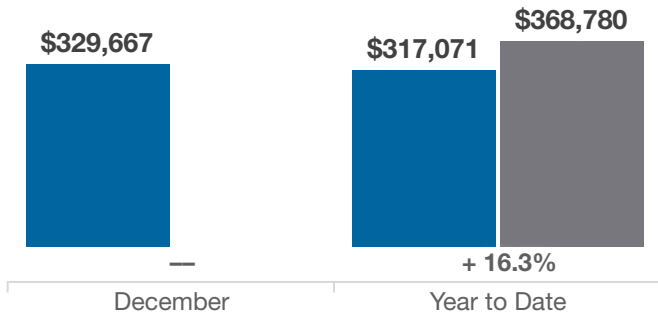


Lithopolis (Corp.)

Franklin and Fairfield Counties

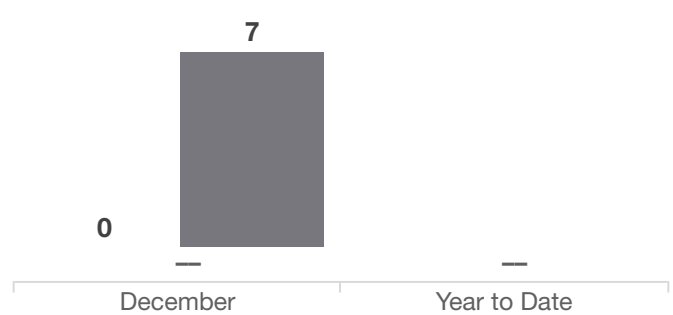
Average Sales Price

■ 2021 ■ 2022



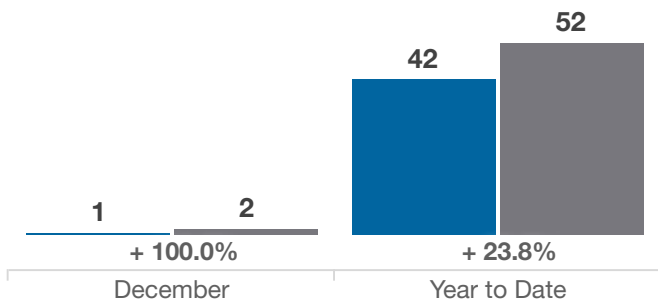
Inventory of Homes for Sale

■ 2021 ■ 2022



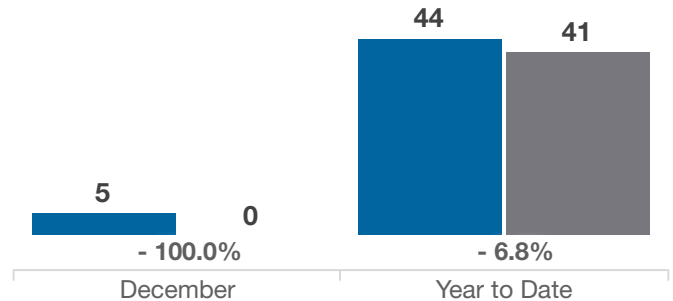
New Listings

■ 2021 ■ 2022



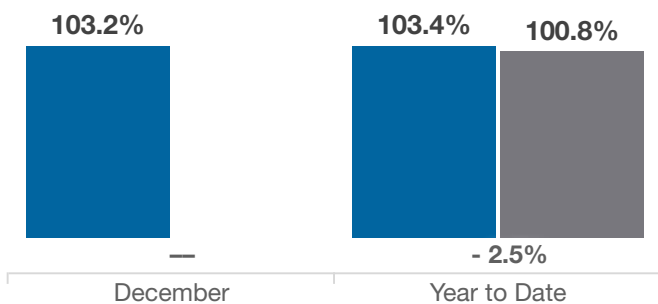
Single Family Sales

■ 2021 ■ 2022



Pct. Of Orig. List Price Received

■ 2021 ■ 2022



Condo Sales

■ 2021 ■ 2022

