

Local Market Update – December 2022

A RESEARCH TOOL PROVIDED BY THE COLUMBUS REALTORS®
BASED ON RESIDENTIAL LISTING DATA ONLY

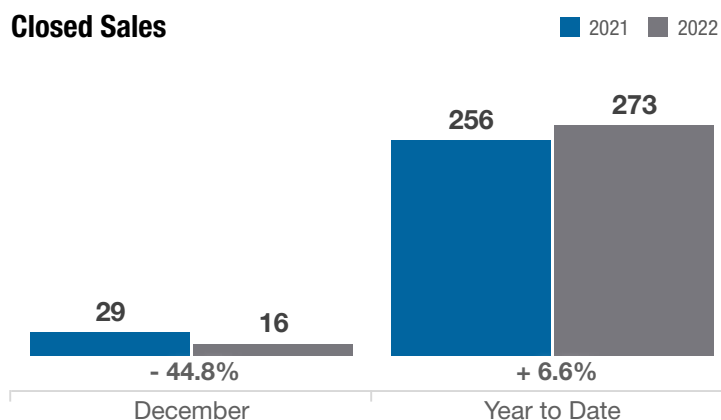


Logan County

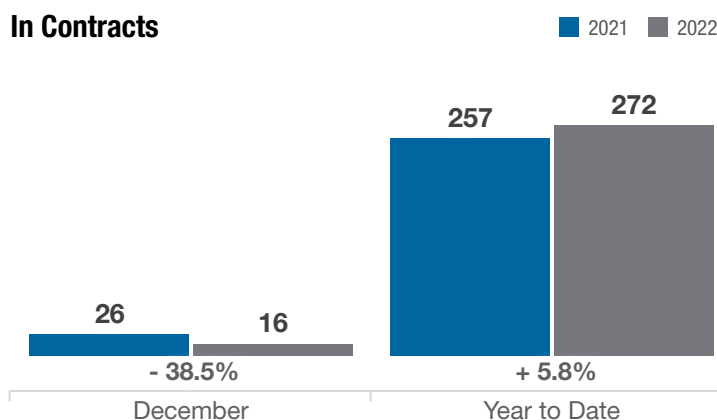
Key Metrics	December			Year to Date		
	2021	2022	% Change	Thru 12-2021	Thru 12-2022	% Change
Closed Sales	29	16	- 44.8%	256	273	+ 6.6%
In Contracts	26	16	- 38.5%	257	272	+ 5.8%
Average Sales Price*	\$252,260	\$344,156	+ 36.4%	\$251,695	\$289,534	+ 15.0%
Median Sales Price*	\$220,000	\$330,500	+ 50.2%	\$205,350	\$244,000	+ 18.8%
Average Price Per Square Foot*	\$143.13	\$208.18	+ 45.4%	\$151.42	\$171.99	+ 13.6%
Percent of Original List Price Received*	96.5%	96.6%	+ 0.1%	97.9%	96.0%	- 1.9%
Percent of Last List Price Received*	98.5%	99.6%	+ 1.1%	99.7%	98.2%	- 1.5%
Days on Market Until Sale	25	60	+ 140.0%	23	38	+ 65.2%
New Listings	9	14	+ 55.6%	302	328	+ 8.6%
Median List Price of New Listings	\$159,000	\$199,900	+ 25.7%	\$210,000	\$249,900	+ 19.0%
Median List Price at Time of Sale	\$224,000	\$344,450	+ 53.8%	\$204,500	\$244,950	+ 19.8%
Inventory of Homes for Sale	28	34	+ 21.4%	—	—	—
Months Supply of Inventory	1.3	1.5	+ 15.4%	—	—	—

* Does not account for sale concessions and/or downpayment assistance. | Percent changes are calculated using rounded figures and can sometimes look extreme due to small sample size.

Closed Sales

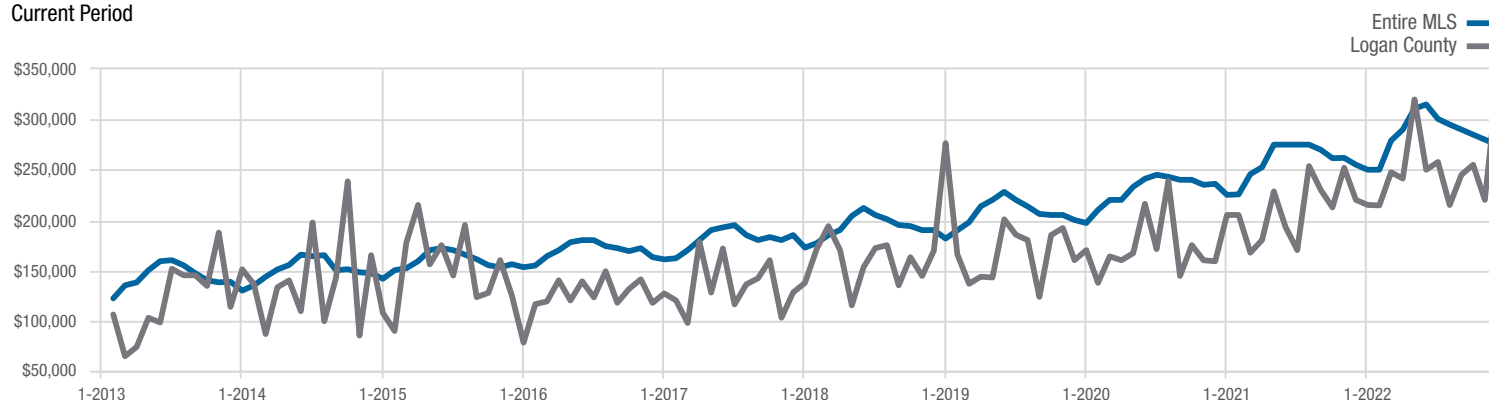


In Contracts



Median Sales Price

Current Period



Each data point represents the median sales price in a given month.

Local Market Update – December 2022

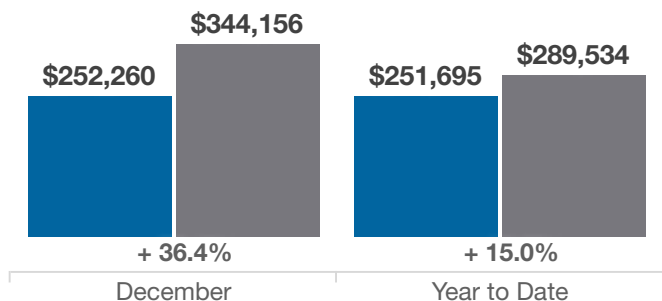
A RESEARCH TOOL PROVIDED BY THE COLUMBUS REALTORS®
BASED ON RESIDENTIAL LISTING DATA ONLY



Logan County

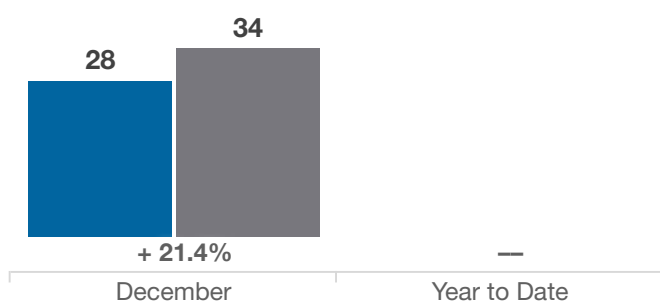
Average Sales Price

■ 2021 ■ 2022



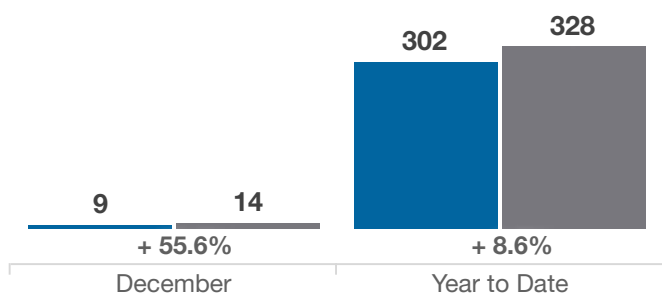
Inventory of Homes for Sale

■ 2021 ■ 2022



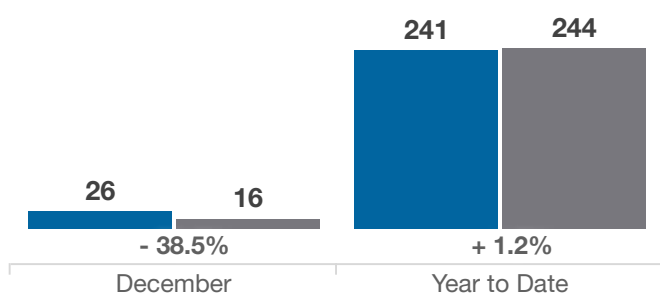
New Listings

■ 2021 ■ 2022



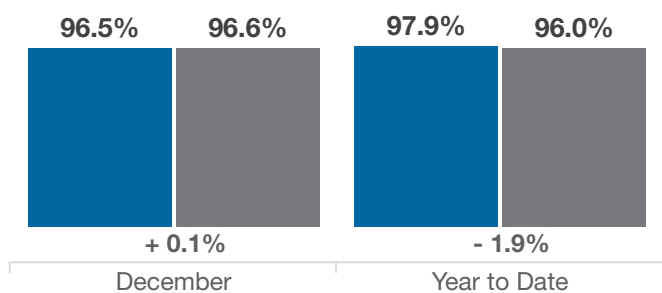
Single Family Sales

■ 2021 ■ 2022



Pct. Of Orig. List Price Received

■ 2021 ■ 2022



Condo Sales

■ 2021 ■ 2022

