

Local Market Update – December 2022

A RESEARCH TOOL PROVIDED BY THE COLUMBUS REALTORS®
BASED ON RESIDENTIAL LISTING DATA ONLY



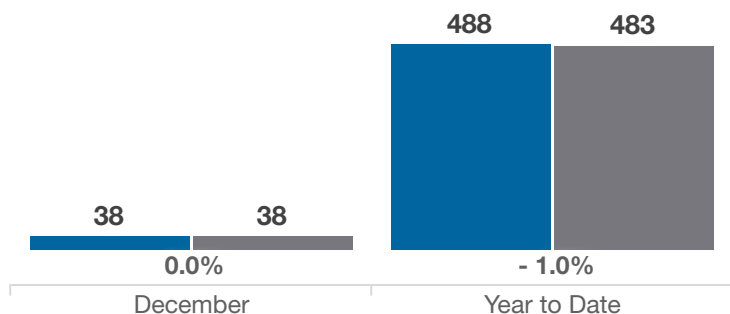
Madison County

Key Metrics	December			Year to Date		
	2021	2022	% Change	Thru 12-2021	Thru 12-2022	% Change
Closed Sales	38	38	0.0%	488	483	- 1.0%
In Contracts	34	32	- 5.9%	491	482	- 1.8%
Average Sales Price*	\$303,212	\$257,575	- 15.1%	\$270,009	\$296,564	+ 9.8%
Median Sales Price*	\$280,000	\$229,900	- 17.9%	\$242,950	\$267,000	+ 9.9%
Average Price Per Square Foot*	\$154.72	\$167.00	+ 7.9%	\$151.43	\$168.67	+ 11.4%
Percent of Original List Price Received*	96.9%	95.2%	- 1.8%	99.6%	98.7%	- 0.9%
Percent of Last List Price Received*	98.3%	97.4%	- 0.9%	100.8%	99.8%	- 1.0%
Days on Market Until Sale	22	27	+ 22.7%	14	19	+ 35.7%
New Listings	29	26	- 10.3%	539	560	+ 3.9%
Median List Price of New Listings	\$260,000	\$298,450	+ 14.8%	\$244,900	\$279,400	+ 14.1%
Median List Price at Time of Sale	\$279,944	\$229,900	- 17.9%	\$244,900	\$269,000	+ 9.8%
Inventory of Homes for Sale	34	54	+ 58.8%	—	—	—
Months Supply of Inventory	0.8	1.3	+ 62.5%	—	—	—

* Does not account for sale concessions and/or downpayment assistance. | Percent changes are calculated using rounded figures and can sometimes look extreme due to small sample size.

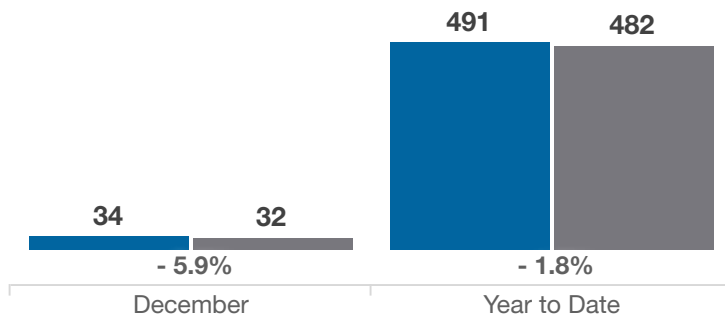
Closed Sales

■ 2021 ■ 2022



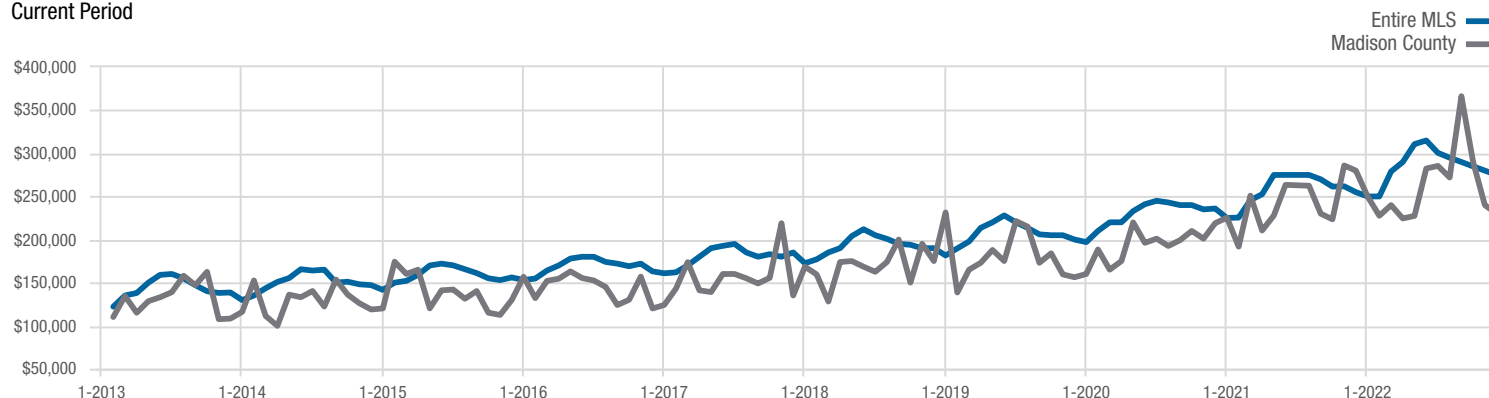
In Contracts

■ 2021 ■ 2022



Median Sales Price

Current Period



Each data point represents the median sales price in a given month.

Local Market Update – December 2022

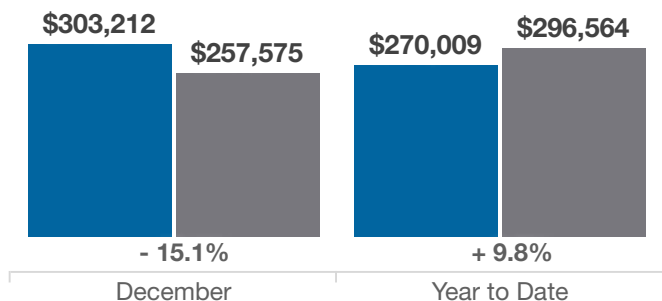
A RESEARCH TOOL PROVIDED BY THE COLUMBUS REALTORS®
BASED ON RESIDENTIAL LISTING DATA ONLY



Madison County

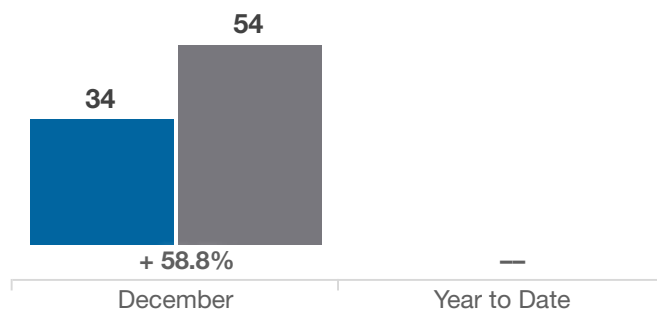
Average Sales Price

■ 2021 ■ 2022



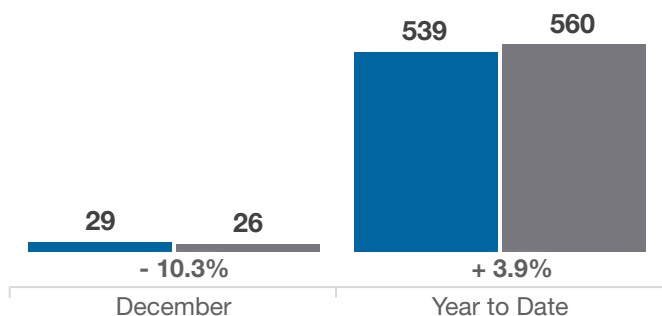
Inventory of Homes for Sale

■ 2021 ■ 2022



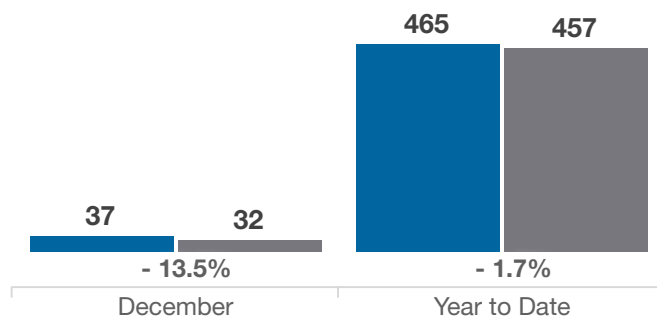
New Listings

■ 2021 ■ 2022



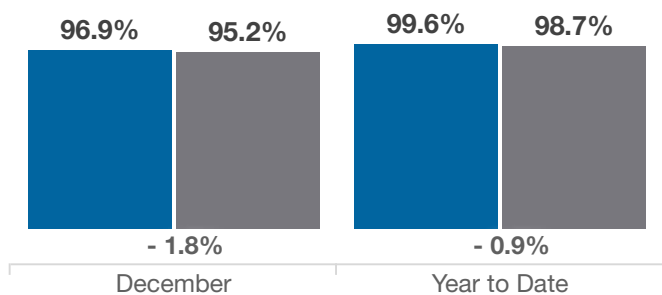
Single Family Sales

■ 2021 ■ 2022



Pct. Of Orig. List Price Received

■ 2021 ■ 2022



Condo Sales

■ 2021 ■ 2022

