

Local Market Update – December 2022

A RESEARCH TOOL PROVIDED BY THE COLUMBUS REALTORS®
BASED ON RESIDENTIAL LISTING DATA ONLY



Miami Trace Local School District

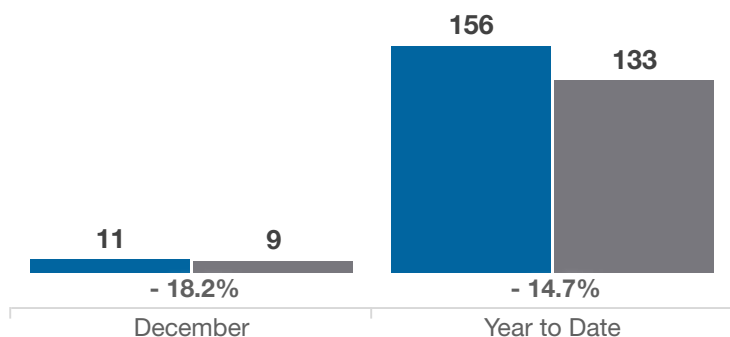
Fayette, Madison, Pickaway and Ross Counties

Key Metrics	December			Year to Date		
	2021	2022	% Change	Thru 12-2021	Thru 12-2022	% Change
Closed Sales	11	9	- 18.2%	156	133	- 14.7%
In Contracts	13	12	- 7.7%	155	131	- 15.5%
Average Sales Price*	\$182,545	\$262,333	+ 43.7%	\$198,463	\$221,368	+ 11.5%
Median Sales Price*	\$185,000	\$200,000	+ 8.1%	\$175,000	\$206,000	+ 17.7%
Average Price Per Square Foot*	\$111.20	\$124.93	+ 12.3%	\$117.62	\$135.84	+ 15.5%
Percent of Original List Price Received*	96.2%	93.8%	- 2.5%	97.7%	96.3%	- 1.4%
Percent of Last List Price Received*	97.9%	97.1%	- 0.8%	99.4%	98.9%	- 0.5%
Days on Market Until Sale	52	23	- 55.8%	24	20	- 16.7%
New Listings	5	17	+ 240.0%	157	164	+ 4.5%
Median List Price of New Listings	\$198,500	\$149,900	- 24.5%	\$177,000	\$198,350	+ 12.1%
Median List Price at Time of Sale	\$190,000	\$199,900	+ 5.2%	\$174,316	\$199,900	+ 14.7%
Inventory of Homes for Sale	4	20	+ 400.0%	—	—	—
Months Supply of Inventory	0.3	1.8	+ 500.0%	—	—	—

* Does not account for sale concessions and/or downpayment assistance. | Percent changes are calculated using rounded figures and can sometimes look extreme due to small sample size.

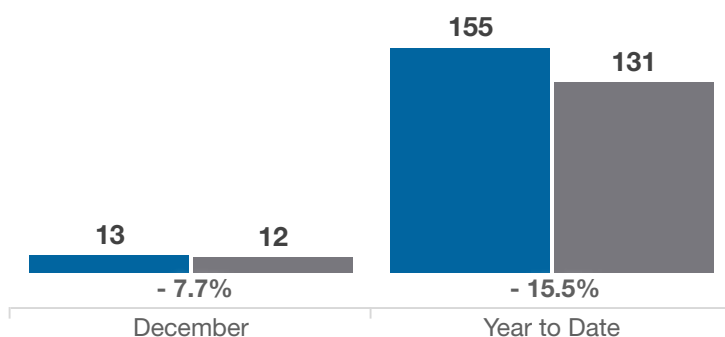
Closed Sales

■ 2021 ■ 2022



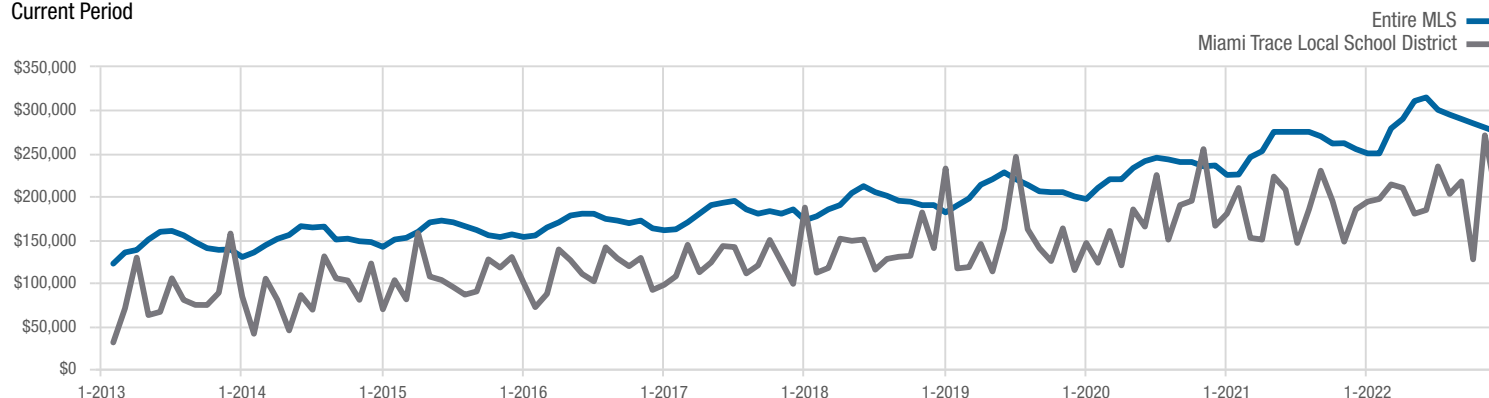
In Contracts

■ 2021 ■ 2022



Median Sales Price

Current Period



Each data point represents the median sales price in a given month.

Local Market Update – December 2022

A RESEARCH TOOL PROVIDED BY THE COLUMBUS REALTORS®
BASED ON RESIDENTIAL LISTING DATA ONLY

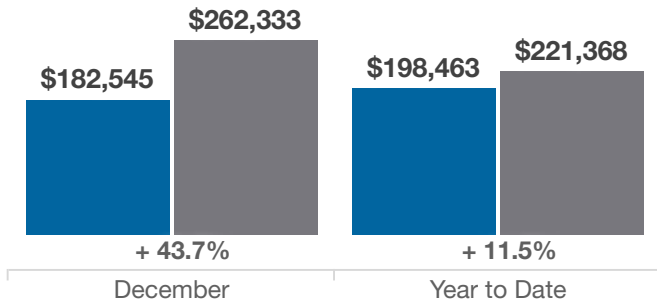


Miami Trace Local School District

Fayette, Madison, Pickaway and Ross Counties

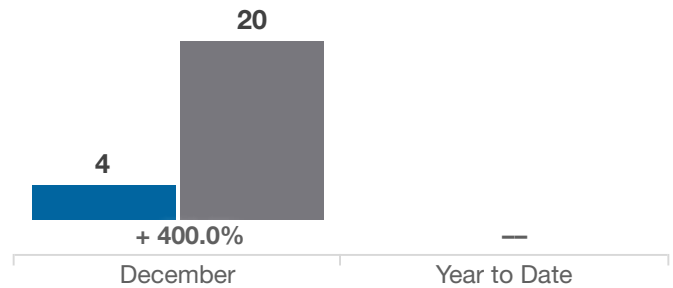
Average Sales Price

■ 2021 ■ 2022



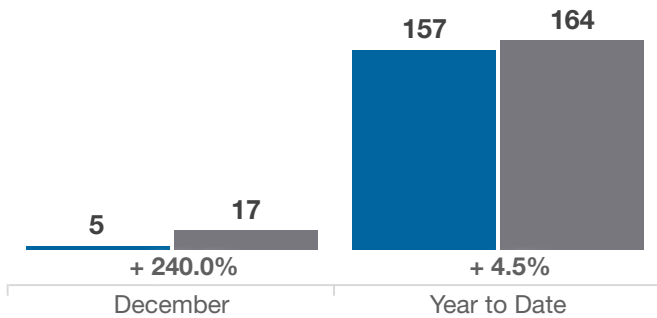
Inventory of Homes for Sale

■ 2021 ■ 2022



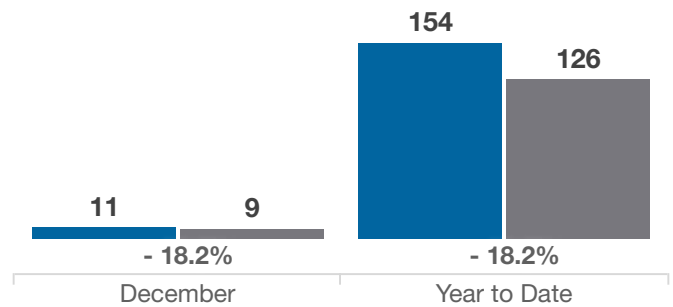
New Listings

■ 2021 ■ 2022



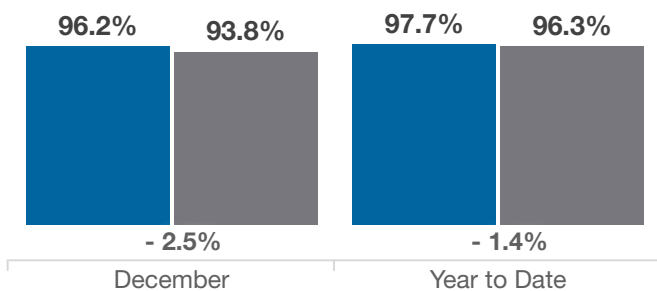
Single Family Sales

■ 2021 ■ 2022



Pct. Of Orig. List Price Received

■ 2021 ■ 2022



Condo Sales

■ 2021 ■ 2022

