

Local Market Update – December 2022

A RESEARCH TOOL PROVIDED BY THE COLUMBUS REALTORS®
BASED ON RESIDENTIAL LISTING DATA ONLY



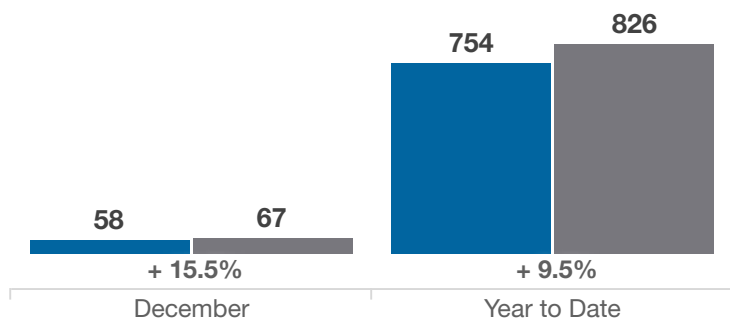
Pickaway County

Key Metrics	December			Year to Date		
	2021	2022	% Change	Thru 12-2021	Thru 12-2022	% Change
Closed Sales	58	67	+ 15.5%	754	826	+ 9.5%
In Contracts	63	54	- 14.3%	790	802	+ 1.5%
Average Sales Price*	\$270,955	\$280,982	+ 3.7%	\$263,445	\$295,623	+ 12.2%
Median Sales Price*	\$264,000	\$279,900	+ 6.0%	\$250,000	\$281,280	+ 12.5%
Average Price Per Square Foot*	\$153.24	\$150.17	- 2.0%	\$144.51	\$162.82	+ 12.7%
Percent of Original List Price Received*	97.8%	94.0%	- 3.9%	100.3%	98.6%	- 1.7%
Percent of Last List Price Received*	99.5%	97.2%	- 2.3%	101.1%	99.9%	- 1.2%
Days on Market Until Sale	22	45	+ 104.5%	16	28	+ 75.0%
New Listings	50	34	- 32.0%	891	948	+ 6.4%
Median List Price of New Listings	\$302,450	\$314,450	+ 4.0%	\$255,000	\$295,316	+ 15.8%
Median List Price at Time of Sale	\$265,000	\$299,900	+ 13.2%	\$249,900	\$282,500	+ 13.0%
Inventory of Homes for Sale	68	122	+ 79.4%	—	—	—
Months Supply of Inventory	1.0	1.8	+ 80.0%	—	—	—

* Does not account for sale concessions and/or downpayment assistance. | Percent changes are calculated using rounded figures and can sometimes look extreme due to small sample size.

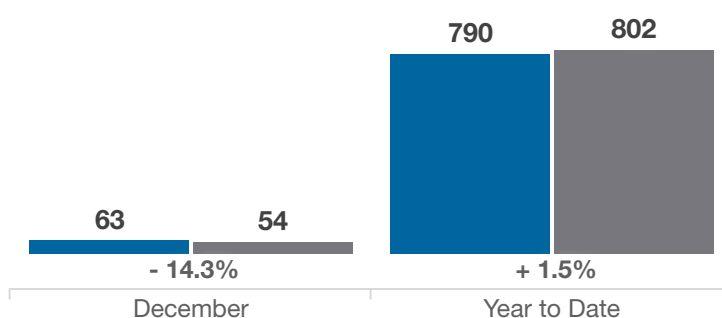
Closed Sales

■ 2021 ■ 2022



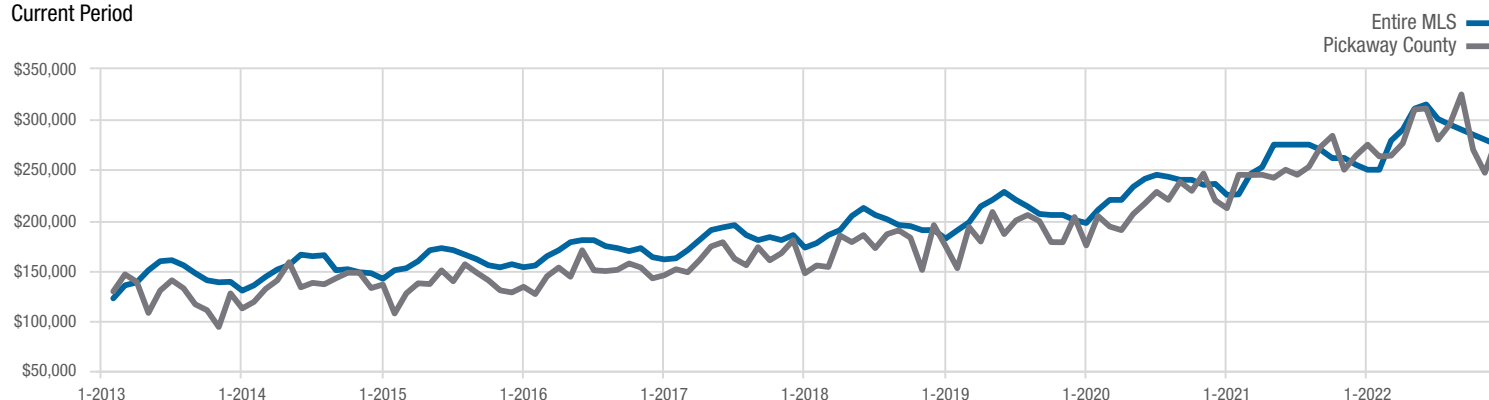
In Contracts

■ 2021 ■ 2022



Median Sales Price

Current Period



Each data point represents the median sales price in a given month.

Local Market Update – December 2022

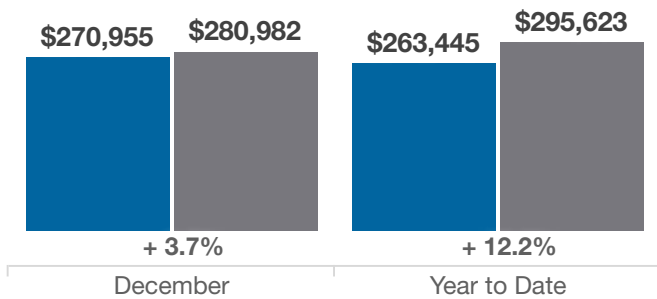
A RESEARCH TOOL PROVIDED BY THE COLUMBUS REALTORS®
BASED ON RESIDENTIAL LISTING DATA ONLY



Pickaway County

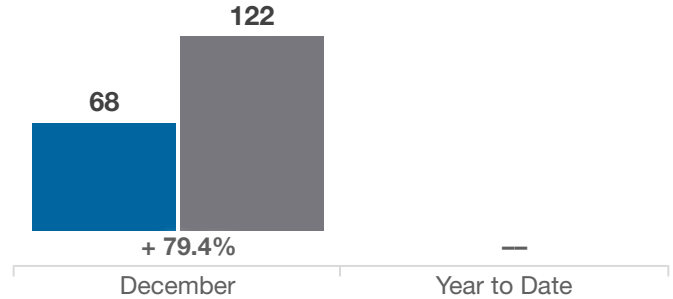
Average Sales Price

■ 2021 ■ 2022



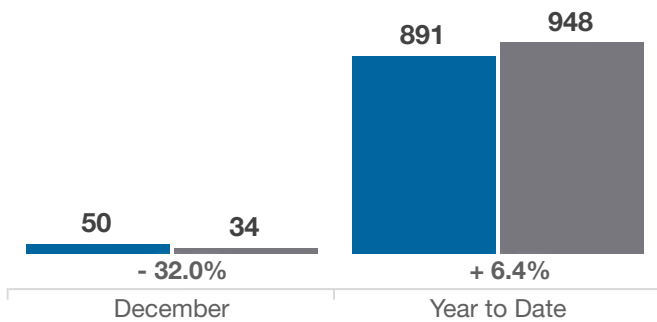
Inventory of Homes for Sale

■ 2021 ■ 2022



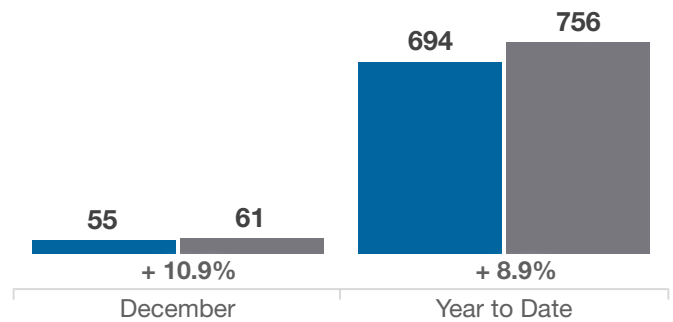
New Listings

■ 2021 ■ 2022



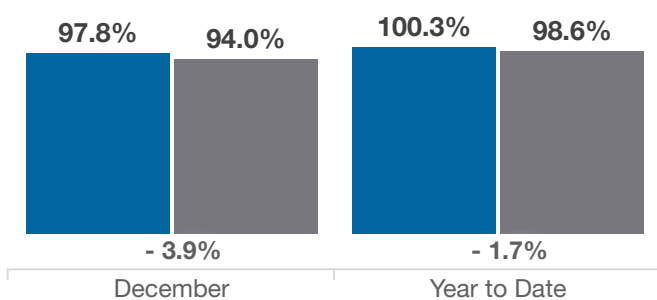
Single Family Sales

■ 2021 ■ 2022



Pct. Of Orig. List Price Received

■ 2021 ■ 2022



Condo Sales

■ 2021 ■ 2022

