

Local Market Update – December 2022

A RESEARCH TOOL PROVIDED BY THE COLUMBUS REALTORS®
BASED ON RESIDENTIAL LISTING DATA ONLY



Reynoldsburg City School District

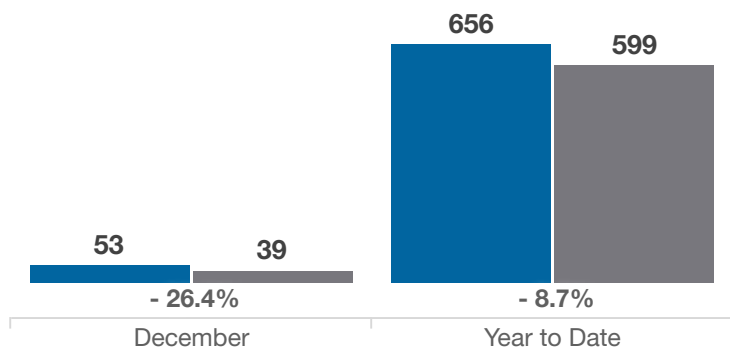
Franklin, Fairfield and Licking Counties

Key Metrics	December			Year to Date		
	2021	2022	% Change	Thru 12-2021	Thru 12-2022	% Change
Closed Sales	53	39	- 26.4%	656	599	- 8.7%
In Contracts	56	36	- 35.7%	677	591	- 12.7%
Average Sales Price*	\$247,519	\$270,190	+ 9.2%	\$243,356	\$279,898	+ 15.0%
Median Sales Price*	\$260,000	\$275,000	+ 5.8%	\$240,000	\$280,000	+ 16.7%
Average Price Per Square Foot*	\$149.93	\$152.52	+ 1.7%	\$146.51	\$162.72	+ 11.1%
Percent of Original List Price Received*	103.3%	98.6%	- 4.5%	104.7%	103.2%	- 1.4%
Percent of Last List Price Received*	103.3%	99.0%	- 4.2%	104.3%	103.5%	- 0.8%
Days on Market Until Sale	8	19	+ 137.5%	9	11	+ 22.2%
New Listings	42	27	- 35.7%	704	648	- 8.0%
Median List Price of New Listings	\$262,450	\$289,000	+ 10.1%	\$234,900	\$275,000	+ 17.1%
Median List Price at Time of Sale	\$249,900	\$289,000	+ 15.6%	\$229,500	\$274,900	+ 19.8%
Inventory of Homes for Sale	18	32	+ 77.8%	—	—	—
Months Supply of Inventory	0.3	0.6	+ 100.0%	—	—	—

* Does not account for sale concessions and/or downpayment assistance. | Percent changes are calculated using rounded figures and can sometimes look extreme due to small sample size.

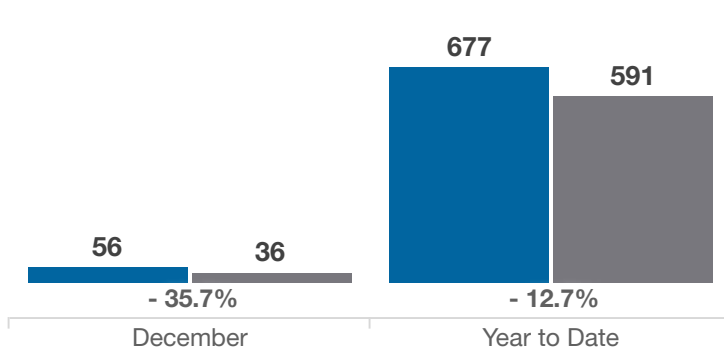
Closed Sales

■ 2021 ■ 2022



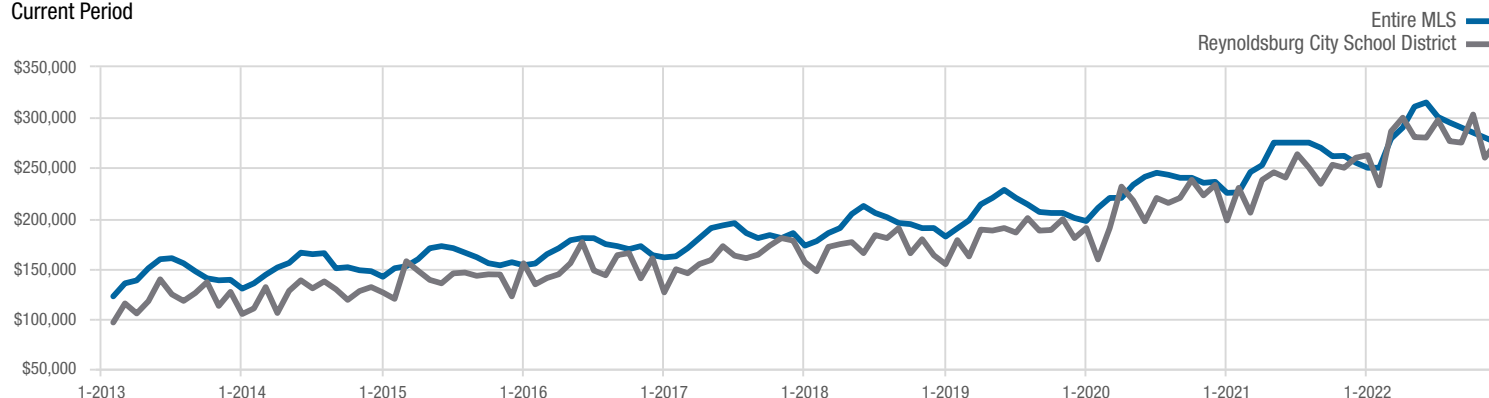
In Contracts

■ 2021 ■ 2022



Median Sales Price

Current Period



Each data point represents the median sales price in a given month.

Local Market Update – December 2022

A RESEARCH TOOL PROVIDED BY THE COLUMBUS REALTORS®
BASED ON RESIDENTIAL LISTING DATA ONLY

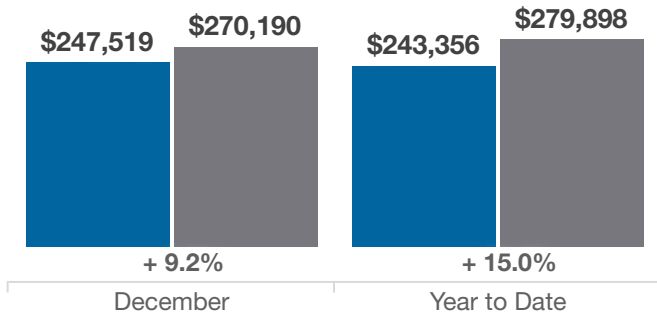


Reynoldsburg City School District

Franklin, Fairfield and Licking Counties

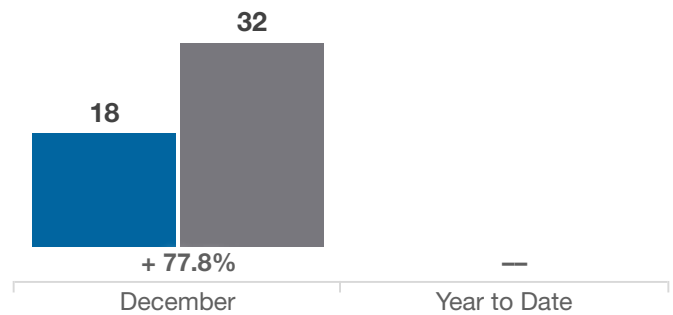
Average Sales Price

■ 2021 ■ 2022



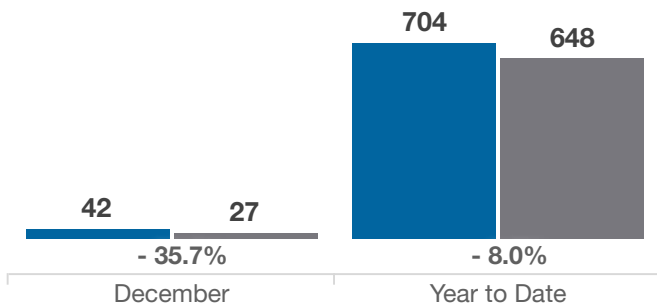
Inventory of Homes for Sale

■ 2021 ■ 2022



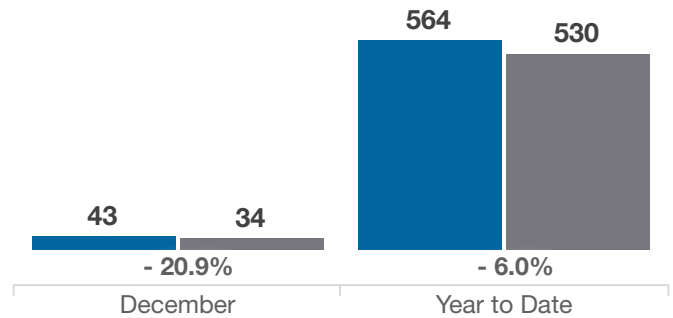
New Listings

■ 2021 ■ 2022



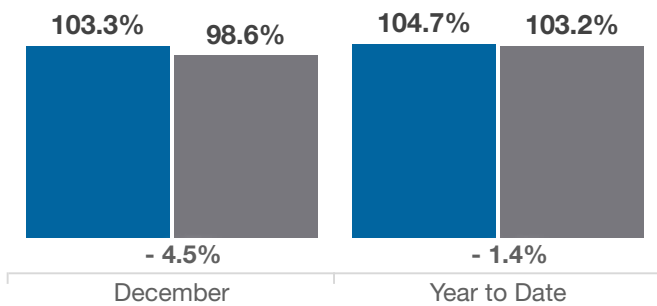
Single Family Sales

■ 2021 ■ 2022



Pct. Of Orig. List Price Received

■ 2021 ■ 2022



Condo Sales

■ 2021 ■ 2022

